



Tribal License Plate Application

Tribal governments and enrolled tribal members can use this form to apply for a tribal license plate.

Step 1– Confirm your eligibility

! Only tribal governments and enrolled tribal members are eligible to receive tribal plates. Tribal members must provide proof of eligibility when applying to the Department of Licensing for a tribal license plate. A tribal ID shall be sufficient evidence to prove eligibility.

Tribal membership (**select one**)

Chehalis

Muckleshoot

Puyallup

Step 2– Provide owner/vehicle information

PRINT or TYPE Name of registered owner (**Last, First, Middle**)

Mailing address (**Street address or PO Box**)

City

State

ZIP code

Email

10-digit phone number

Driver license number

Current Washington plate number

Tab expiration date (**mm/yyyy**)

Vehicle identification number (**VIN**)

Vehicle year (**yyyy**)

Vehicle make

Vehicle model

Vehicle plate type (**select one**)

Car or truck

Motorcycle

Trailer plate (large)

Trailer plate (small)

Select how you would like to receive your renewal notices (**select one**)

Email my renewal notices

Send my renewal notices in the mail

Step 3– License plate jurisdiction acknowledgment

It is unlawful to use holders, frames, or other materials that change, alter, or make a license plate or license plates illegible. License plate frames may be used on license plates only if the frames do not obscure license tabs or identifying letters or numbers on the plates and the license plates can be plainly seen and read at all times.

RCW.46.16A.200 (7C)

By signing my name, I acknowledge I understand I can not cover any identifying portion of my license plate including tabs, identifying letters, numbers, and jurisdiction.

X

Applicant signature

Date and place (City or County) signed

Step 4– Personalized plate selection

! Note: Complete this section only if you would like to personalize your plate.




Personalized plate instructions:

- Use the [Personalized Plate Search](#) or visit <https://dol.wa.gov> to see if your plate is available. Certain letter and number combinations are not allowed.
- List plate choice in order of preference.
- Characters: You can use letters, numbers, dashes, or spaces. You cannot use unusual characters such as #, %, &, @, etc. Spaces and dashes are considered characters; leave a box empty to indicate a space.
- Clearly show the letter or number characters “I”, “1”, “O”, or “0” (zero). Because of similarities between “I” or “1” and “O” or “0” (zero), they are treated as the same. If one version already exists, you are not able to use the other. For example, ROOT is the same as R00T and SING is the same as S1NG.
- Enter the meaning of the plate.
- Unacceptable plates include those which may be: sexual or vulgar in nature; blasphemous; misleading; related to illegal substances; implying ethnic, lifestyle, or gender slurs; or are contrary to our mission to promote highway safety.
- Complaints may result in the cancellation of a personalized plate.
- We will make the plate exactly as indicated on the application.
- Allow at least 8 weeks to receive your plates.

Step 4–Personalized plate selection (*continued*)

! Standard-size plates have 1-7 characters; motorcycle and small trailer plates have 1-6 characters.

Provide your plate choices below

<p>1.</p>  <p>Meaning: _____</p> <p>Alignment: _____</p> <p>Left Right Center</p>	<p>2.</p>  <p>Meaning: _____</p> <p>Alignment: _____</p> <p>Left Right Center</p>	<p>3.</p>  <p>Meaning: _____</p> <p>Alignment: _____</p> <p>Left Right Center</p>
------------------------------------------------------------------------------------------------------------------------------------------------------------------------------	------------------------------------------------------------------------------------------------------------------------------------------------------------------------------	--------------------------------------------------------------------------------------------------------------------------------------------------------------------------------

If none of the above personalized plate choices are processed, please issue a full refund.

Step 5– Complete/Submit your application

Attach all required documents and applicable fees to this completed form. For total costs, use the [Vehicle Licensing Office Search](#) to contact any vehicle licensing office or visit <https://dol.wa.gov>.

You can either mail or take this completed application to a vehicle licensing office depending on if you are requesting a personalized tribal license plate:

- **Tribal license plate without personalization:**
 - Take this form to any vehicle licensing office and pay the required fees; **or**
 - Mail this form to any vehicle licensing office with the required fees in a check or money order payable to Department of Licensing.
- **Tribal license plate with personalization:**
 - Take this form to the **King County Records and Licensing Services** and pay the required fees; **or**
 - Send this form with the required fees in a check or money order payable to Department of Licensing. Mail to **Special Plate Unit, Department of Licensing, PO Box 9909, Olympia, WA 98507-8500.**

! Note: Applications mailed to DOL without the required fees **will be returned.**