



STATE OF WASHINGTON
DEPARTMENT OF LICENSING
 PO Box 9020 • Olympia, Washington 98507-9020

April 5, 2021

Washington State Drivers Report for March 2021

The monthly report provides a summary of Washington drivers' license (WDL) in-migration activity. There was a major driver licensing system change effective September 2018 and the following improvements were made to this report:

- Reporting covers the true calendar month from September 2018 forward. Previously, the month reported was the sum of the weeks through the last Saturday of the month.
- Data cleaning/reclassification may have some impact to the report counts. Caution is advised when comparing the new and old reports.

During the month of March, 14,049 out-of-state drivers obtained a Washington driver license. This is 6,685 more than 7,364 out-of-state drivers who obtained licenses in March of 2020. Licensing office operations have been limited since around mid-March 2020 in accordance with Governor Inslee's Stay Home Proclamation and licenses for drivers moving into Washington have been under-processed. For the 12 months ending February 2021, 115,176 out-of-state drivers obtained a Washington driver license, a decrease over the same period a year ago by -28.6 percent.

The table below depicts WDL migration into Washington State featuring states that have historically been the top five in-migration states. Also depicted in the table below is a 12-month moving sum to provide an annual trend.

	Mar 2021			Year Ending Mar 2021		
	2021	2020	% Change	2021	2020	% Change
Total Drivers In	14,049	7,364	90.8	115,176	161,221	-28.6
Weekly Average	3,512	1,841	90.8	2,215	3,100	-28.5
California	3,133	1,546	102.7	26,701	34,013	-21.5
Oregon	1,975	894	120.9	14,096	18,041	-21.9
Texas	734	373	96.8	6,455	9,411	-31.4
Arizona	617	310	99.0	4,567	6,464	-29.3
Idaho	523	268	95.1	4,185	5,330	-21.5

The graphs on page 2 show the 12-month moving sum of drivers moving into Washington, the percent change from a year ago, and the top five in-migration states.

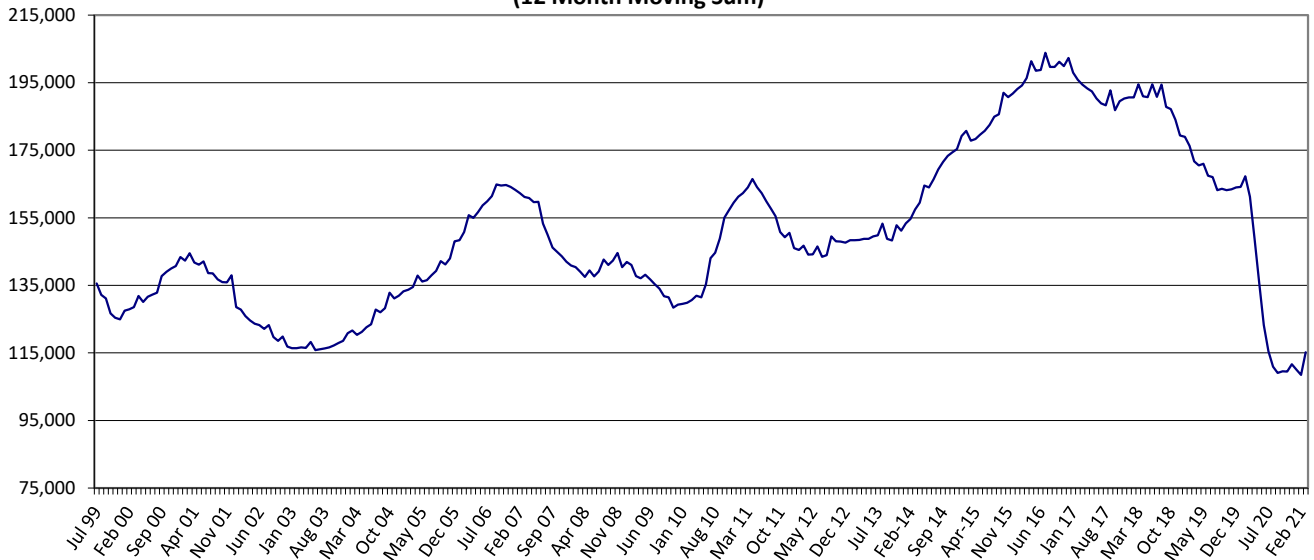
The table on page 3 has the current month driver in-migration by state along with the same month a year ago showing the year-over-year (YOY) change as well as the percent change by state. The monthly detail report of driver migration totals by location moved from and by county moved to begins on page 4.

The WDL Reports are available online at <https://www.dol.wa.gov/about/driversreports.html>.

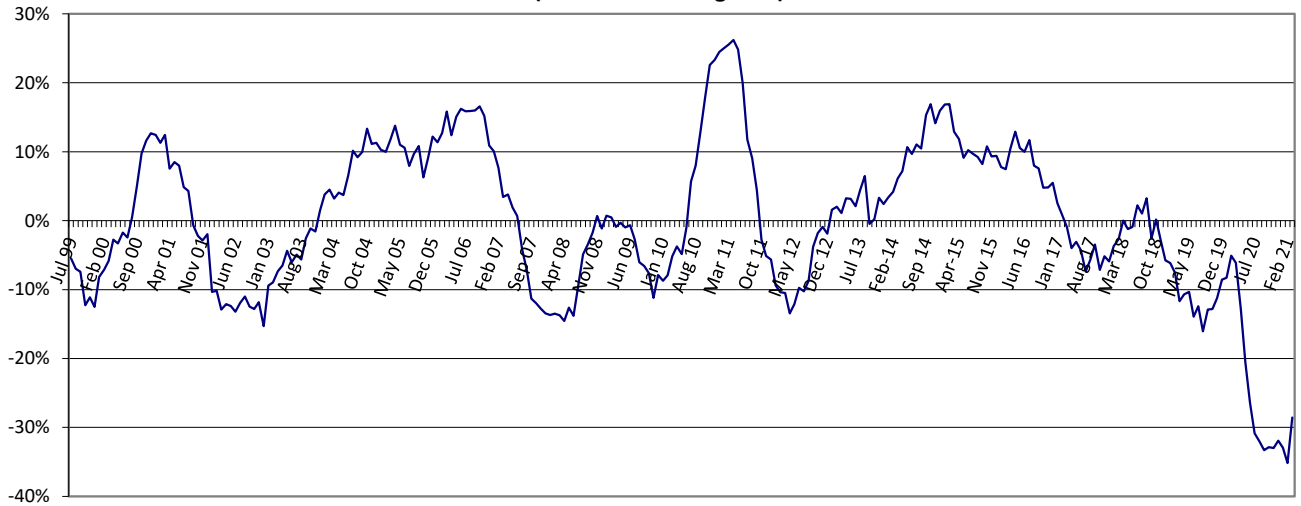
Alice Vogel, Tax Policy Specialist
 Department of Licensing
 Forecasting Office
 Highways and Licensing Building
 Olympia, WA 98507- 48018

Skip a trip – go online www.dol.wa.gov

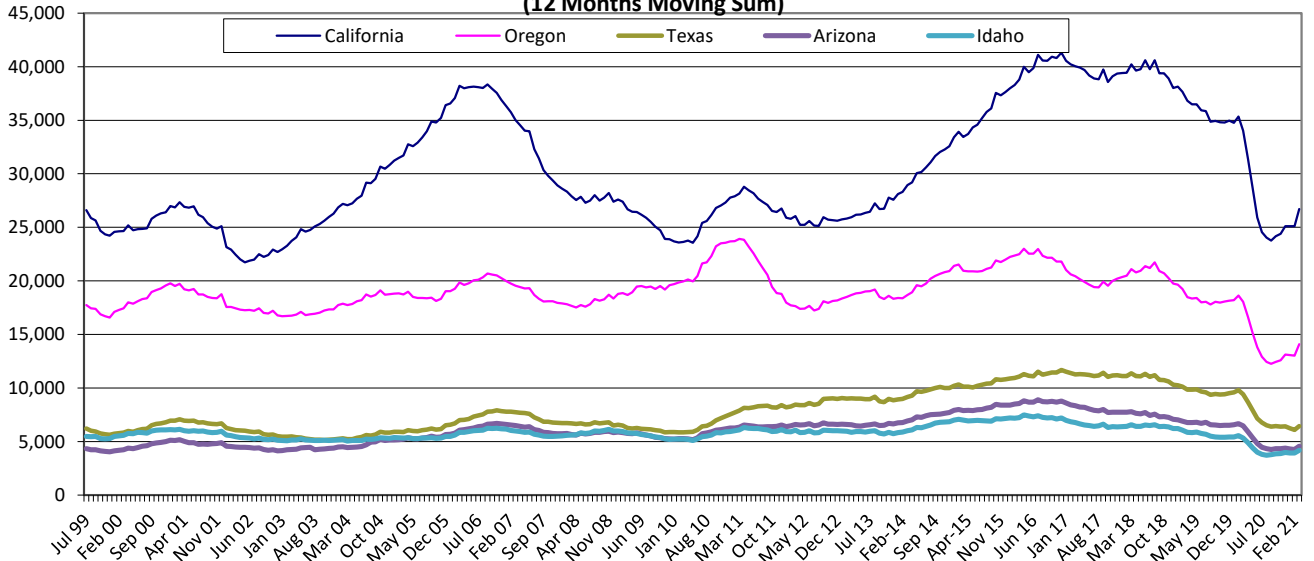
**Washington State Driver's Licenses
(12 Month Moving Sum)**



**% Change Year Ago
(12 Month Moving Sum)**



**Top Five In-Migration States
(12 Months Moving Sum)**



Driver In-Migration By State

Month: March

Number of Weeks	4	4		
State	2021	2020	YOY Change	% Change
ALABAMA	69	44	25	56.8%
ALASKA	237	151	86	57.0%
ARIZONA	617	310	307	99.0%
ARKANSAS	55	33	22	66.7%
CALIFORNIA	3,133	1,546	1,587	102.7%
COLORADO	437	210	227	108.1%
CONNECTICUT	46	34	12	35.3%
DELAWARE	16	12	4	33.3%
FLORIDA	550	316	234	74.1%
GEORGIA	232	138	94	68.1%
HAWAII	247	168	79	47.0%
IDAHO	523	268	255	95.1%
ILLINOIS	305	161	144	89.4%
INDIANA	116	58	58	100.0%
IOWA	86	24	62	258.3%
KANSAS	101	49	52	106.1%
KENTUCKY	48	37	11	29.7%
LOUISIANA	73	39	34	87.2%
MAINE	33	12	21	175.0%
MARYLAND	129	69	60	87.0%
MASSACHUSETTS	206	94	112	119.1%
MICHIGAN	167	111	56	50.5%
MINNESOTA	176	97	79	81.4%
MISSISSIPPI	33	26	7	26.9%
MISSOURI	126	82	44	53.7%
MONTANA	206	133	73	54.9%
NEBRASKA	48	24	24	100.0%
NEVADA	315	138	177	128.3%
NEW HAMPSHIRE	42	22	20	90.9%
NEW JERSEY	160	67	93	138.8%
NEW MEXICO	95	57	38	66.7%
NEW YORK	301	172	129	75.0%
NORTH CAROLINA	212	121	91	75.2%
NORTH DAKOTA	56	26	30	115.4%
OHIO	153	83	70	84.3%
OKLAHOMA	86	56	30	53.6%
OREGON	1,975	894	1,081	120.9%
PENNSYLVANIA	174	95	79	83.2%
RHODE ISLAND	13	8	5	62.5%
SOUTH CAROLINA	84	42	42	100.0%
SOUTH DAKOTA	43	25	18	72.0%
TENNESSEE	98	85	13	15.3%
TEXAS	734	373	361	96.8%
UTAH	242	136	106	77.9%
VERMONT	9	8	1	12.5%
VIRGINIA	219	127	92	72.4%
WASHINGTON	0	0	0	0.0%
WEST VIRGINIA	12	11	1	9.1%
WISCONSIN	146	59	87	147.5%
WYOMING	44	23	21	91.3%
WASH. DC	35	24	11	45.8%
OUTSIDE U.S.	786	466	320	68.7%
TOTAL	14,049	7,364	6,685	90.8%

March 2021 Totals by Location Moved From, and By County Moved To

FROM / TO	TOTAL	GRAYS																			
		ADAMS	ASOTIN	BENTON	CHELAN	CLALLAM	CLARK	COLUMBIA	COWLITZ	DOUGLAS	FERRY	FRANKLIN	GARFIELD	GRANT	HARBOR	ISLAND	JEFFERSON	KING	KITSAP	KITTITAS	KLCKITAT
ALABAMA	69	0	0	2	0	0	1	0	0	0	0	1	0	0	4	1	0	18	2	0	0
ALASKA	237	0	0	5	7	2	18	0	2	0	0	1	0	1	2	2	1	47	15	3	2
ARIZONA	617	0	1	15	3	12	57	0	13	6	0	6	0	6	13	15	5	170	25	6	1
ARKANSAS	55	0	1	3	0	0	7	0	0	0	0	0	0	1	0	1	0	17	0	0	0
CALIFORNIA	3133	1	6	43	13	47	354	5	25	4	0	11	1	20	21	40	24	1137	137	7	5
COLORADO	437	0	0	5	7	2	32	0	4	2	1	7	0	1	5	11	1	132	25	1	0
CONNECTICUT	46	0	0	0	0	0	2	0	0	0	0	0	0	0	0	1	0	24	3	0	0
DELAWARE	16	0	0	0	0	0	0	0	0	0	0	0	0	0	0	0	0	9	1	0	0
FLORIDA	550	1	0	7	2	5	40	0	5	0	1	1	0	2	1	17	0	216	28	0	0
GEORGIA	232	0	1	4	1	1	12	0	2	2	0	1	0	2	2	0	1	91	13	2	0
HAWAII	247	0	1	5	2	5	27	0	1	0	0	2	0	0	0	6	1	62	17	3	0
IDAHO	523	1	47	20	4	7	27	2	2	1	1	3	1	10	4	4	3	40	10	3	0
ILLINOIS	305	0	0	7	1	2	20	0	0	1	1	0	0	1	0	4	2	156	15	0	0
INDIANA	116	0	0	5	0	0	6	0	1	1	0	1	0	0	0	1	0	35	8	1	0
IOWA	86	0	0	3	2	0	8	1	0	0	0	0	0	0	2	1	0	31	4	0	0
KANSAS	101	0	0	1	0	0	7	0	2	0	0	0	0	0	0	0	0	41	2	2	0
KENTUCKY	48	0	0	2	0	0	4	0	0	1	0	1	0	0	1	0	0	13	1	0	0
LOUISIANA	73	1	0	0	0	1	7	0	1	2	0	1	0	0	0	0	1	22	3	1	0
MAINE	33	0	0	0	0	1	1	0	0	0	0	0	0	0	0	1	0	11	2	0	0
MARYLAND	129	0	0	1	0	2	11	0	0	0	0	0	0	0	0	0	0	59	10	0	0
MASSACHUSETTS	206	0	0	1	1	0	9	0	0	1	0	0	0	0	2	3	2	131	3	0	0
MICHIGAN	167	0	0	0	3	0	9	0	1	0	0	0	0	0	3	1	2	66	7	2	1
MINNESOTA	176	0	0	5	2	5	13	0	2	0	0	1	0	1	1	3	1	66	5	1	2
MISSISSIPPI	33	0	0	0	0	2	1	0	0	0	0	0	0	0	0	3	1	9	3	0	0
MISSOURI	126	0	0	4	0	0	12	0	0	1	0	0	0	1	1	1	0	40	3	0	0
MONTANA	206	0	2	7	2	9	15	0	1	0	4	1	0	4	0	4	0	28	11	1	2
NEBRASKA	48	0	0	6	2	0	9	0	0	0	0	0	0	0	0	0	0	11	1	1	0
NEVADA	315	1	2	14	2	3	53	0	7	0	1	2	0	1	6	4	2	60	14	2	1
NEW HAMPSHIRE	42	0	0	1	0	0	5	0	0	0	0	1	0	0	0	0	0	19	5	0	0
NEW JERSEY	160	0	0	4	1	0	1	0	0	0	1	0	0	1	0	1	0	100	8	0	1
NEW MEXICO	95	1	0	3	0	3	8	0	0	0	1	1	0	1	0	0	0	21	6	1	0
NEW YORK	301	0	0	2	1	3	12	0	1	0	0	0	0	0	0	4	2	170	9	0	0
NORTH CAROLINA	212	0	2	2	1	1	16	0	1	0	0	2	0	1	3	3	1	76	7	0	2
NORTH DAKOTA	56	0	1	1	0	1	3	0	2	0	0	0	0	1	0	0	0	13	1	0	3
OHIO	153	0	1	1	1	1	6	1	2	0	0	0	0	0	0	2	2	57	8	1	0
OKLAHOMA	86	0	0	1	0	1	2	0	1	0	0	1	0	0	0	1	0	24	7	0	1
OREGON	1975	0	4	45	7	15	882	1	80	1	4	18	0	10	13	21	14	180	33	7	46
PENNSYLVANIA	174	0	0	4	1	3	6	0	1	0	0	0	0	0	1	2	2	63	10	2	0
RHODE ISLAND	13	0	0	0	0	0	0	0	0	0	0	0	0	0	0	1	0	8	2	0	0
SOUTH CAROLINA	84	0	0	3	0	1	4	0	0	0	0	0	0	0	0	4	0	22	12	0	0
SOUTH DAKOTA	43	0	0	3	1	0	0	0	1	0	1	0	0	1	2	1	0	12	3	0	0
TENNESSEE	98	0	0	3	0	1	7	0	3	0	0	1	0	0	0	3	0	29	0	0	0
TEXAS	734	3	2	15	5	12	46	0	4	1	0	4	0	2	5	11	0	276	23	3	1
UTAH	242	1	1	8	1	0	24	0	7	2	0	3	0	4	2	2	0	51	8	3	3
VERMONT	9	0	0	0	0	0	1	0	0	0	0	0	0	0	0	0	0	3	3	0	0
VIRGINIA	219	0	0	2	2	1	13	0	1	0	0	3	0	0	0	6	1	75	17	2	0
WASHINGTON	0	0	0	0	0	0	0	0	0	0	0	0	0	0	0	0	0	0	0	0	0
WEST VIRGINIA	12	0	0	0	0	0	0	0	1	0	0	0	0	1	0	0	0	4	0	0	0
WISCONSIN	146	1	0	0	0	3	9	0	3	0	0	1	1	0	0	3	0	58	5	3	3
WYOMING	44	0	1	3	1	0	5	0	3	1	0	2	0	1	0	2	0	4	3	2	0
DISTRICT OF COLUMBIA	35	0	0	2	0	0	2	0	0	0	0	0	0	0	0	0	0	25	1	0	0
AFGHANISTAN	0	0	0	0	0	0	0	0	0	0	0	0	0	0	0	0	0	0	0	0	0
ÅLAND ISLANDS	0	0	0	0	0	0	0	0	0	0	0	0	0	0	0	0	0	0	0	0	0
ALBANIA	0	0	0	0	0	0	0	0	0	0	0	0	0	0	0	0	0	0	0	0	0
ALGERIA	0	0	0	0	0	0	0	0	0	0	0	0	0	0	0	0	0	0	0	0	0
AMERICAN SAMOA	25	0	0	0	0	0	0	0	0	0	0	0	0	0	0	0	0	11	1	0	0
ANDORRA	0	0	0	0	0	0	0	0	0	0	0	0	0	0	0	0	0	0	0	0	0

March 2021 Totals by Location Moved From, and By County Moved To

FROM / TO	TOTAL	GRAYS																			
		ADAMS	ASOTIN	BENTON	CHELAN	CLALLAM	CLARK	COLUMBIA	COWLITZ	DOUGLAS	FERRY	FRANKLIN	GARFIELD	GRANT	HARBOR	ISLAND	JEFFERSON	KING	KITSAP	KITTITAS	KLCKITAT
ANGOLA	0	0	0	0	0	0	0	0	0	0	0	0	0	0	0	0	0	0	0	0	0
ANGUILLA	0	0	0	0	0	0	0	0	0	0	0	0	0	0	0	0	0	0	0	0	0
ANTARCTICA	0	0	0	0	0	0	0	0	0	0	0	0	0	0	0	0	0	0	0	0	0
ANTIGUA-BARBUDA	0	0	0	0	0	0	0	0	0	0	0	0	0	0	0	0	0	0	0	0	0
ARGENTINA	4	0	0	0	0	0	0	0	0	0	0	0	0	0	0	0	0	2	0	0	0
ARMENIA	0	0	0	0	0	0	0	0	0	0	0	0	0	0	0	0	0	0	0	0	0
ARUBA	0	0	0	0	0	0	0	0	0	0	0	0	0	0	0	0	0	0	0	0	0
AUSTRALIA	9	0	0	0	0	0	0	0	0	0	0	0	0	0	0	0	0	8	0	0	0
AUSTRIA	0	0	0	0	0	0	0	0	0	0	0	0	0	0	0	0	0	0	0	0	0
AZERBAIJAN	0	0	0	0	0	0	0	0	0	0	0	0	0	0	0	0	0	0	0	0	0
BAHAMAS	0	0	0	0	0	0	0	0	0	0	0	0	0	0	0	0	0	0	0	0	0
BAHRAIN	0	0	0	0	0	0	0	0	0	0	0	0	0	0	0	0	0	0	0	0	0
BANGLADESH	0	0	0	0	0	0	0	0	0	0	0	0	0	0	0	0	0	0	0	0	0
BARBADOS	0	0	0	0	0	0	0	0	0	0	0	0	0	0	0	0	0	0	0	0	0
BELARUS	3	0	0	0	0	0	0	0	0	0	0	0	0	0	0	0	0	1	0	0	0
BELGIUM	0	0	0	0	0	0	0	0	0	0	0	0	0	0	0	0	0	0	0	0	0
BELIZE	1	0	0	0	0	0	0	0	0	0	0	0	0	0	0	0	0	0	0	0	0
BENIN	0	0	0	0	0	0	0	0	0	0	0	0	0	0	0	0	0	0	0	0	0
BERMUDA	0	0	0	0	0	0	0	0	0	0	0	0	0	0	0	0	0	0	0	0	0
BHUTAN	0	0	0	0	0	0	0	0	0	0	0	0	0	0	0	0	0	0	0	0	0
BOLIVIA	0	0	0	0	0	0	0	0	0	0	0	0	0	0	0	0	0	0	0	0	0
BONAIRE, SINT EUSTATIUS	0	0	0	0	0	0	0	0	0	0	0	0	0	0	0	0	0	0	0	0	0
BOSNIA AND HERZEGOVIN.	0	0	0	0	0	0	0	0	0	0	0	0	0	0	0	0	0	0	0	0	0
BOTSWANA	0	0	0	0	0	0	0	0	0	0	0	0	0	0	0	0	0	0	0	0	0
BOUVET ISLAND	0	0	0	0	0	0	0	0	0	0	0	0	0	0	0	0	0	0	0	0	0
BRAZIL	43	0	0	0	0	0	1	0	0	0	0	0	0	0	0	0	0	38	0	0	0
BRITISH INDIAN OCEAN TEI	0	0	0	0	0	0	0	0	0	0	0	0	0	0	0	0	0	0	0	0	0
BRUNEI DARUSSALAM	0	0	0	0	0	0	0	0	0	0	0	0	0	0	0	0	0	0	0	0	0
BULGARIA	3	0	0	0	0	0	1	0	0	0	0	0	0	0	1	0	0	0	0	0	0
BURKINA FASO	0	0	0	0	0	0	0	0	0	0	0	0	0	0	0	0	0	0	0	0	0
BURUNDI	0	0	0	0	0	0	0	0	0	0	0	0	0	0	0	0	0	0	0	0	0
CAMBODIA	1	0	0	0	0	0	0	0	0	0	0	0	0	0	0	0	0	0	0	0	0
CAMEROON	0	0	0	0	0	0	0	0	0	0	0	0	0	0	0	0	0	0	0	0	0
CANADA	127	0	0	0	0	1	1	0	0	0	0	0	0	0	0	0	1	80	2	0	0
CAPE VERDE	0	0	0	0	0	0	0	0	0	0	0	0	0	0	0	0	0	0	0	0	0
CAYMAN ISLANDS	0	0	0	0	0	0	0	0	0	0	0	0	0	0	0	0	0	0	0	0	0
CENTRAL AFRICAN REPUB	0	0	0	0	0	0	0	0	0	0	0	0	0	0	0	0	0	0	0	0	0
CHAD	0	0	0	0	0	0	0	0	0	0	0	0	0	0	0	0	0	0	0	0	0
CHILE	4	0	0	0	0	0	0	0	0	0	0	0	0	0	0	0	0	3	0	0	0
CHINA	26	0	0	0	0	0	1	0	0	1	0	0	0	0	0	0	0	22	0	0	0
CHRISTMAS ISLAND	0	0	0	0	0	0	0	0	0	0	0	0	0	0	0	0	0	0	0	0	0
COCOS (KEELING) ISLAND	0	0	0	0	0	0	0	0	0	0	0	0	0	0	0	0	0	0	0	0	0
COLOMBIA	16	0	0	0	0	0	0	0	0	0	0	2	0	0	0	0	0	5	1	0	0
COMOROS	0	0	0	0	0	0	0	0	0	0	0	0	0	0	0	0	0	0	0	0	0
CONGO	0	0	0	0	0	0	0	0	0	0	0	0	0	0	0	0	0	0	0	0	0
CONGO,THE DEMOCRATIC	1	0	0	0	0	0	0	0	0	0	0	0	0	0	0	0	0	1	0	0	0
COOK ISLANDS	0	0	0	0	0	0	0	0	0	0	0	0	0	0	0	0	0	0	0	0	0
COSTA RICA	0	0	0	0	0	0	0	0	0	0	0	0	0	0	0	0	0	0	0	0	0
CÔTE D'IVOIRE	0	0	0	0	0	0	0	0	0	0	0	0	0	0	0	0	0	0	0	0	0
CROATIA	0	0	0	0	0	0	0	0	0	0	0	0	0	0	0	0	0	0	0	0	0
CUBA	0	0	0	0	0	0	0	0	0	0	0	0	0	0	0	0	0	0	0	0	0
CURAÇAO	0	0	0	0	0	0	0	0	0	0	0	0	0	0	0	0	0	0	0	0	0
CYPRUS	0	0	0	0	0	0	0	0	0	0	0	0	0	0	0	0	0	0	0	0	0
CZECH REPUBLIC	0	0	0	0	0	0	0	0	0	0	0	0	0	0	0	0	0	0	0	0	0
DENMARK	0	0	0	0	0	0	0	0	0	0	0	0	0	0	0	0	0	0	0	0	0
DJIBOUTI	0	0	0	0	0	0	0	0	0	0	0	0	0	0	0	0	0	0	0	0	0
DOMINICA	0	0	0	0	0	0	0	0	0	0	0	0	0	0	0	0	0	0	0	0	0
DOMINICAN REPUBLIC	1	0	0	0	0	0	0	0	0	0	0	0	0	0	0	0	0	1	0	0	0
ECUADOR	6	0	0	0	0	0	0	0	0	0	0	0	0	0	0	0	0	2	0	0	0
EGYPT	0	0	0	0	0	0	0	0	0	0	0	0	0	0	0	0	0	0	0	0	0
EL SALVADOR	3	0	0	0	0	0	0	0	1	0	0	0	0	0	0	0	0	0	0	0	0

March 2021 Totals by Location Moved From, and By County Moved To

FROM / TO	TOTAL	ADAMS	ASOTIN	BENTON	CHELAN	CLALLAM	CLARK	COLUMBIA	COWLITZ	DOUGLAS	FERRY	FRANKLIN	GARFIELD	GRANT	GRAYS HARBOR	ISLAND	JEFFERSON	KING	KITSAP	KITTITAS	KLCKITAT
ENGLAND	0	0	0	0	0	0	0	0	0	0	0	0	0	0	0	0	0	0	0	0	0
EQUATORIAL GUINEA	0	0	0	0	0	0	0	0	0	0	0	0	0	0	0	0	0	0	0	0	0
ERITREA	0	0	0	0	0	0	0	0	0	0	0	0	0	0	0	0	0	0	0	0	0
ESTONIA	0	0	0	0	0	0	0	0	0	0	0	0	0	0	0	0	0	0	0	0	0
ETHIOPIA	0	0	0	0	0	0	0	0	0	0	0	0	0	0	0	0	0	0	0	0	0
FALKLAND ISLANDS (MALV	0	0	0	0	0	0	0	0	0	0	0	0	0	0	0	0	0	0	0	0	0
FAROE ISLANDS	0	0	0	0	0	0	0	0	0	0	0	0	0	0	0	0	0	0	0	0	0
FEDERAL STATES OF MICR	3	0	0	0	0	0	2	0	0	0	0	0	0	0	0	0	0	0	0	0	0
FIJI	1	0	0	0	0	0	0	0	0	0	0	0	0	0	0	0	0	1	0	0	0
FINLAND	1	0	0	0	0	0	0	0	0	0	0	0	0	0	0	0	0	1	0	0	0
FRANCE	4	0	0	0	0	0	0	0	0	0	0	0	0	0	0	0	0	3	0	0	0
FRENCH GUIANA	0	0	0	0	0	0	0	0	0	0	0	0	0	0	0	0	0	0	0	0	0
FRENCH POLYNESIA	0	0	0	0	0	0	0	0	0	0	0	0	0	0	0	0	0	0	0	0	0
FRENCH SOUTHERN TERRI	0	0	0	0	0	0	0	0	0	0	0	0	0	0	0	0	0	0	0	0	0
GABON	0	0	0	0	0	0	0	0	0	0	0	0	0	0	0	0	0	0	0	0	0
GAMBIA	1	0	0	0	0	0	0	0	0	0	0	0	0	0	0	0	0	1	0	0	0
GEORGIA (Country)	1	0	0	0	0	0	0	0	0	0	0	0	0	0	0	0	0	1	0	0	0
GERMANY	14	0	0	0	0	0	0	0	0	0	0	0	0	0	0	0	0	10	1	0	1
GHANA	0	0	0	0	0	0	0	0	0	0	0	0	0	0	0	0	0	0	0	0	0
GIBRALTAR	0	0	0	0	0	0	0	0	0	0	0	0	0	0	0	0	0	0	0	0	0
GREECE	1	0	0	0	0	0	0	0	0	0	0	0	0	0	0	0	0	1	0	0	0
GREENLAND	0	0	0	0	0	0	0	0	0	0	0	0	0	0	0	0	0	0	0	0	0
GRENADA	0	0	0	0	0	0	0	0	0	0	0	0	0	0	0	0	0	0	0	0	0
GUADELOUPE	0	0	0	0	0	0	0	0	0	0	0	0	0	0	0	0	0	0	0	0	0
GUAM	53	0	0	0	0	0	6	0	0	0	0	0	0	0	0	0	0	11	6	0	0
GUANAJUATO	0	0	0	0	0	0	0	0	0	0	0	0	0	0	0	0	0	0	0	0	0
GUATEMALA	5	0	0	0	0	0	2	0	0	0	0	0	0	0	0	0	0	2	0	0	0
GUERNSEY	0	0	0	0	0	0	0	0	0	0	0	0	0	0	0	0	0	0	0	0	0
GUINEA	0	0	0	0	0	0	0	0	0	0	0	0	0	0	0	0	0	0	0	0	0
GUINEA-BISSAU	0	0	0	0	0	0	0	0	0	0	0	0	0	0	0	0	0	0	0	0	0
GUYANA	0	0	0	0	0	0	0	0	0	0	0	0	0	0	0	0	0	0	0	0	0
HAITI	0	0	0	0	0	0	0	0	0	0	0	0	0	0	0	0	0	0	0	0	0
HEARD ISLAND-MCDONALD	0	0	0	0	0	0	0	0	0	0	0	0	0	0	0	0	0	0	0	0	0
HOLY SEE (VATICAN CITY	0	0	0	0	0	0	0	0	0	0	0	0	0	0	0	0	0	0	0	0	0
HONDURAS	6	0	0	0	0	0	1	0	0	0	0	0	0	0	0	0	0	2	0	0	0
HONG KONG	0	0	0	0	0	0	0	0	0	0	0	0	0	0	0	0	0	0	0	0	0
HUNGARY	1	0	0	0	0	0	0	0	0	0	0	0	0	0	0	0	0	0	0	0	0
ICELAND	0	0	0	0	0	0	0	0	0	0	0	0	0	0	0	0	0	0	0	0	0
INDIA	45	0	0	0	0	0	1	0	0	0	0	0	0	0	0	0	0	33	0	0	0
INDONESIA	3	0	0	0	0	0	0	0	0	0	0	0	0	0	0	0	0	2	0	0	0
IRAN	0	0	0	0	0	0	0	0	0	0	0	0	0	0	0	0	0	0	0	0	0
IRAQ	0	0	0	0	0	0	0	0	0	0	0	0	0	0	0	0	0	0	0	0	0
IRELAND	0	0	0	0	0	0	0	0	0	0	0	0	0	0	0	0	0	0	0	0	0
ISLE OF MAN	0	0	0	0	0	0	0	0	0	0	0	0	0	0	0	0	0	0	0	0	0
ISRAEL	0	0	0	0	0	0	0	0	0	0	0	0	0	0	0	0	0	0	0	0	0
ITALY	4	0	0	0	0	0	0	0	0	0	0	0	0	0	0	0	0	3	0	0	0
JAMAICA	3	0	0	0	0	0	0	0	0	0	0	0	0	0	0	0	0	2	0	0	0
JAPAN	28	0	0	0	0	0	1	0	0	0	0	0	0	0	0	1	0	14	2	0	0
JERSEY	0	0	0	0	0	0	0	0	0	0	0	0	0	0	0	0	0	0	0	0	0
JORDAN	1	0	0	0	0	0	0	0	0	0	0	0	0	0	0	0	0	0	0	0	0
KAZAKHSTAN	3	0	0	0	0	0	1	0	0	0	0	0	0	0	0	0	0	2	0	0	0
KENYA	6	0	0	0	0	0	0	0	0	0	0	0	0	0	0	0	0	3	0	0	0
KIRIBATI	0	0	0	0	0	0	0	0	0	0	0	0	0	0	0	0	0	0	0	0	0
KUWAIT	1	0	0	0	0	0	0	0	0	0	0	0	0	0	0	0	0	0	0	0	0
KYRGYZSTAN	2	0	0	0	0	0	0	0	0	0	0	0	0	0	0	0	0	2	0	0	0
LAOS	0	0	0	0	0	0	0	0	0	0	0	0	0	0	0	0	0	0	0	0	0
LATVIA	0	0	0	0	0	0	0	0	0	0	0	0	0	0	0	0	0	0	0	0	0
LEBANON	0	0	0	0	0	0	0	0	0	0	0	0	0	0	0	0	0	0	0	0	0
LESOTHO	0	0	0	0	0	0	0	0	0	0	0	0	0	0	0	0	0	0	0	0	0
LIBERIA	0	0	0	0	0	0	0	0	0	0	0	0	0	0	0	0	0	0	0	0	0
LIBYA	0	0	0	0	0	0	0	0	0	0	0	0	0	0	0	0	0	0	0	0	0
LIECHTENSTEIN	0	0	0	0	0	0	0	0	0	0	0	0	0	0	0	0	0	0	0	0	0
LITHUANIA	1	0	0	0	0	0	0	0	0	0	0	0	0	0	0	0	0	1	0	0	0
LUXEMBOURG	0	0	0	0	0	0	0	0	0	0	0	0	0	0	0	0	0	0	0	0	0
MACAU	0	0	0	0	0	0	0	0	0	0	0	0	0	0	0	0	0	0	0	0	0
MACEDONIA	2	0	0	0	0	0	1	0	0	0	0	0	0	0	0	0	0	1	0	0	0
MADAGASCAR	0	0	0	0	0	0	0	0	0	0	0	0	0	0	0	0	0	0	0	0	0

March 2021 Totals by Location Moved From, and By County Moved To

FROM / TO	TOTAL	GRAYS																			
		ADAMS	ASOTIN	BENTON	CHELAN	CLALLAM	CLARK	COLUMBIA	COWLITZ	DOUGLAS	FERRY	FRANKLIN	GARFIELD	GRANT	HARBOR	ISLAND	JEFFERSON	KING	KITSAP	KITTITAS	KLCKITAT
MALAWI	0	0	0	0	0	0	0	0	0	0	0	0	0	0	0	0	0	0	0	0	0
MALAYSIA	0	0	0	0	0	0	0	0	0	0	0	0	0	0	0	0	0	0	0	0	0
MALDIVES	0	0	0	0	0	0	0	0	0	0	0	0	0	0	0	0	0	0	0	0	0
MALI	0	0	0	0	0	0	0	0	0	0	0	0	0	0	0	0	0	0	0	0	0
MALTA	0	0	0	0	0	0	0	0	0	0	0	0	0	0	0	0	0	0	0	0	0
MARSHALL ISLANDS	2	0	0	0	0	0	0	0	0	0	0	0	0	0	0	0	0	1	0	0	0
MARTINIQUE	0	0	0	0	0	0	0	0	0	0	0	0	0	0	0	0	0	0	0	0	0
MAURITANIA	0	0	0	0	0	0	0	0	0	0	0	0	0	0	0	0	0	0	0	0	0
MAURITIUS	0	0	0	0	0	0	0	0	0	0	0	0	0	0	0	0	0	0	0	0	0
MAYOTTE ISLAND	0	0	0	0	0	0	0	0	0	0	0	0	0	0	0	0	0	0	0	0	0
MEXICO	89	0	0	2	2	0	5	0	0	3	0	3	0	4	0	0	0	31	1	0	0
MONACO	0	0	0	0	0	0	0	0	0	0	0	0	0	0	0	0	0	0	0	0	0
MONGOLIA	1	0	0	0	0	0	0	0	0	0	0	0	0	0	0	0	0	1	0	0	0
MONTENEGRO	4	0	0	0	0	0	0	0	0	0	0	0	0	0	0	0	0	2	0	0	0
MONTSERRAT	0	0	0	0	0	0	0	0	0	0	0	0	0	0	0	0	0	0	0	0	0
MOROCCO	0	0	0	0	0	0	0	0	0	0	0	0	0	0	0	0	0	0	0	0	0
MOZAMBIQUE	0	0	0	0	0	0	0	0	0	0	0	0	0	0	0	0	0	0	0	0	0
MYANMAR	0	0	0	0	0	0	0	0	0	0	0	0	0	0	0	0	0	0	0	0	0
NAMIBIA	0	0	0	0	0	0	0	0	0	0	0	0	0	0	0	0	0	0	0	0	0
NAURU	0	0	0	0	0	0	0	0	0	0	0	0	0	0	0	0	0	0	0	0	0
NEPAL	0	0	0	0	0	0	0	0	0	0	0	0	0	0	0	0	0	0	0	0	0
NETHERLANDS	0	0	0	0	0	0	0	0	0	0	0	0	0	0	0	0	0	0	0	0	0
NEW CALEDONIA	0	0	0	0	0	0	0	0	0	0	0	0	0	0	0	0	0	0	0	0	0
NEW ZEALAND	2	0	0	0	0	0	0	0	0	0	0	0	0	0	0	0	0	0	0	0	0
NICARAGUA	3	0	0	0	0	0	0	0	0	0	0	0	0	0	0	0	0	1	0	0	0
NIGER	0	0	0	0	0	0	0	0	0	0	0	0	0	0	0	0	0	0	0	0	0
NIGERIA	3	0	0	2	0	0	0	0	0	0	0	0	0	0	0	0	0	1	0	0	0
NIUE	0	0	0	0	0	0	0	0	0	0	0	0	0	0	0	0	0	0	0	0	0
NORFOLK ISLAND	0	0	0	0	0	0	0	0	0	0	0	0	0	0	0	0	0	0	0	0	0
NORTH KOREA	0	0	0	0	0	0	0	0	0	0	0	0	0	0	0	0	0	0	0	0	0
NORTHERN IRELAND	0	0	0	0	0	0	0	0	0	0	0	0	0	0	0	0	0	0	0	0	0
NORTHERN MARIANA ISLAI	18	0	0	0	0	0	5	0	3	0	0	0	0	0	0	0	0	2	0	0	0
NORWAY	0	0	0	0	0	0	0	0	0	0	0	0	0	0	0	0	0	0	0	0	0
OCCUPIED PALESTINIAN TI	0	0	0	0	0	0	0	0	0	0	0	0	0	0	0	0	0	0	0	0	0
OMAN	0	0	0	0	0	0	0	0	0	0	0	0	0	0	0	0	0	0	0	0	0
PAKISTAN	0	0	0	0	0	0	0	0	0	0	0	0	0	0	0	0	0	0	0	0	0
PALAU	0	0	0	0	0	0	0	0	0	0	0	0	0	0	0	0	0	0	0	0	0
PANAMA	0	0	0	0	0	0	0	0	0	0	0	0	0	0	0	0	0	0	0	0	0
PAPUA NEW GUINEA	0	0	0	0	0	0	0	0	0	0	0	0	0	0	0	0	0	0	0	0	0
PARAGUAY	0	0	0	0	0	0	0	0	0	0	0	0	0	0	0	0	0	0	0	0	0
PERU	1	0	0	0	0	0	0	0	0	0	0	0	0	0	0	0	0	0	0	0	0
PHILIPPINES	4	0	0	0	0	0	1	0	0	0	0	0	0	0	0	0	0	2	0	0	0
PITCAIRN	0	0	0	0	0	0	0	0	0	0	0	0	0	0	0	0	0	0	0	0	0
POLAND	1	0	0	0	0	0	0	0	0	0	0	0	0	0	1	0	0	0	0	0	0
PORTUGAL	1	0	0	0	0	0	0	0	0	0	0	0	0	0	0	0	0	1	0	0	0
PUERTO RICO	27	0	0	0	1	0	0	0	0	0	0	0	0	0	0	0	0	7	0	0	0
QATAR	0	0	0	0	0	0	0	0	0	0	0	0	0	0	0	0	0	0	0	0	0
REPUBLIC OF MOLDOVA	2	0	0	0	0	0	1	0	0	0	0	0	0	0	0	0	0	1	0	0	0
REUNION ISLAND	0	0	0	0	0	0	0	0	0	0	0	0	0	0	0	0	0	0	0	0	0
ROMANIA	33	0	0	0	0	0	0	0	0	0	0	0	0	0	0	0	0	29	0	0	0
RUSSIA	12	0	0	0	0	0	3	0	0	0	0	0	0	0	0	0	0	6	0	0	0
RWANDA	0	0	0	0	0	0	0	0	0	0	0	0	0	0	0	0	0	0	0	0	0
SAMOA	0	0	0	0	0	0	0	0	0	0	0	0	0	0	0	0	0	0	0	0	0
SAN MARINO	0	0	0	0	0	0	0	0	0	0	0	0	0	0	0	0	0	0	0	0	0
SAO TOME AND PRINCIPE	0	0	0	0	0	0	0	0	0	0	0	0	0	0	0	0	0	0	0	0	0
SAUDI ARABIA	1	0	0	0	0	0	0	0	0	0	0	0	0	0	0	0	0	0	0	0	0
SCOTLAND	0	0	0	0	0	0	0	0	0	0	0	0	0	0	0	0	0	0	0	0	0
SENEGAL	1	0	0	0	0	0	0	0	0	0	0	0	0	0	0	0	0	0	0	0	0
SERBIA	5	0	0	0	0	0	0	0	0	0	0	0	0	0	1	0	0	2	0	0	0
SEYCHELLES	0	0	0	0	0	0	0	0	0	0	0	0	0	0	0	0	0	0	0	0	0
SIERRA LEONE	0	0	0	0	0	0	0	0	0	0	0	0	0	0	0	0	0	0	0	0	0
SINGAPORE	0	0	0	0	0	0	0	0	0	0	0	0	0	0	0	0	0	0	0	0	0
SINT MAARTEN	0	0	0	0	0	0	0	0	0	0	0	0	0	0	0	0	0	0	0	0	0
SLOVAKIA	1	0	0	0	0	0	0	0	0	0	0	0	0	0	0	0	0	0	0	0	0
SLOVENIA	0	0	0	0	0	0	0	0	0	0	0	0	0	0	0	0	0	0	0	0	0
SOLOMON ISLANDS	0	0	0	0	0	0	0	0	0	0	0	0	0	0	0	0	0	0	0	0	0
SOMALIA	0	0	0	0	0	0	0	0	0	0	0	0	0	0	0	0	0	0	0	0	0

March 2021 Totals by Location Moved From, and By County Moved To

FROM / TO	TOTAL	GRAYS																			
		ADAMS	ASOTIN	BENTON	CHELAN	CLALLAM	CLARK	COLUMBIA	COWLITZ	DOUGLAS	FERRY	FRANKLIN	GARFIELD	GRANT	HARBOR	ISLAND	JEFFERSON	KING	KITSAP	KITTITAS	KLCKITAT
SOUTH AFRICA	3	0	0	0	0	0	0	0	0	0	0	0	0	0	0	0	0	3	0	0	0
SOUTH GEORGIA-SANDWIC	0	0	0	0	0	0	0	0	0	0	0	0	0	0	0	0	0	0	0	0	0
SOUTH KOREA	51	0	0	2	0	0	2	0	0	0	0	0	0	0	0	0	0	39	0	0	0
SOUTH SUDAN	0	0	0	0	0	0	0	0	0	0	0	0	0	0	0	0	0	0	0	0	0
SPAIN	0	0	0	0	0	0	0	0	0	0	0	0	0	0	0	0	0	0	0	0	0
SRI LANKA	0	0	0	0	0	0	0	0	0	0	0	0	0	0	0	0	0	0	0	0	0
ST. BARTHÉLEMY	0	0	0	0	0	0	0	0	0	0	0	0	0	0	0	0	0	0	0	0	0
ST. HELENA	0	0	0	0	0	0	0	0	0	0	0	0	0	0	0	0	0	0	0	0	0
ST. KITTS NEVIS	0	0	0	0	0	0	0	0	0	0	0	0	0	0	0	0	0	0	0	0	0
ST. LUCIA	0	0	0	0	0	0	0	0	0	0	0	0	0	0	0	0	0	0	0	0	0
ST. PIERRE AND MIQUELON	0	0	0	0	0	0	0	0	0	0	0	0	0	0	0	0	0	0	0	0	0
ST. VINCENT AND THE GRE	0	0	0	0	0	0	0	0	0	0	0	0	0	0	0	0	0	0	0	0	0
SUDAN	0	0	0	0	0	0	0	0	0	0	0	0	0	0	0	0	0	0	0	0	0
SURINAME	0	0	0	0	0	0	0	0	0	0	0	0	0	0	0	0	0	0	0	0	0
SVALBARD AND JAN MAYE	0	0	0	0	0	0	0	0	0	0	0	0	0	0	0	0	0	0	0	0	0
SWAZILAND	0	0	0	0	0	0	0	0	0	0	0	0	0	0	0	0	0	0	0	0	0
SWEDEN	0	0	0	0	0	0	0	0	0	0	0	0	0	0	0	0	0	0	0	0	0
SWITZERLAND	1	0	0	0	0	0	0	0	0	0	0	0	0	0	0	0	0	1	0	0	0
SYRIAN ARAB REPUBLIC	0	0	0	0	0	0	0	0	0	0	0	0	0	0	0	0	0	0	0	0	0
TAIWAN	24	0	0	0	0	0	0	0	0	0	0	0	0	0	1	0	0	19	0	0	0
TAJIKISTAN	0	0	0	0	0	0	0	0	0	0	0	0	0	0	0	0	0	0	0	0	0
TANZANIA	0	0	0	0	0	0	0	0	0	0	0	0	0	0	0	0	0	0	0	0	0
THAILAND	3	0	0	0	1	0	0	0	0	0	0	0	0	0	0	0	0	0	0	0	0
TIMOR-LESTE	0	0	0	0	0	0	0	0	0	0	0	0	0	0	0	0	0	0	0	0	0
TOGO	0	0	0	0	0	0	0	0	0	0	0	0	0	0	0	0	0	0	0	0	0
TOKELAU	0	0	0	0	0	0	0	0	0	0	0	0	0	0	0	0	0	0	0	0	0
TONGA	2	0	0	0	0	0	0	0	0	0	0	0	0	0	0	0	0	2	0	0	0
TRINIDAD AND TOBAGO	1	0	0	0	0	0	0	0	0	0	0	0	0	0	0	0	0	1	0	0	0
TUNISIA	0	0	0	0	0	0	0	0	0	0	0	0	0	0	0	0	0	0	0	0	0
TURKEY	3	0	0	0	0	0	0	0	0	0	0	0	0	0	0	0	0	3	0	0	0
TURKMENISTAN	0	0	0	0	0	0	0	0	0	0	0	0	0	0	0	0	0	0	0	0	0
TURKS AND CAICOS ISLAN	0	0	0	0	0	0	0	0	0	0	0	0	0	0	0	0	0	0	0	0	0
TUVALU	0	0	0	0	0	0	0	0	0	0	0	0	0	0	0	0	0	0	0	0	0
UGANDA	1	0	0	0	0	0	0	0	0	0	0	0	0	0	0	0	0	1	0	0	0
UKRAINE	11	0	0	0	0	0	1	0	0	0	0	0	0	0	1	0	0	6	0	0	0
UNITED ARAB EMIRATES	1	0	0	0	0	0	0	0	0	0	0	0	0	0	0	0	0	1	0	0	0
UNITED KINGDOM	4	0	0	0	0	0	0	0	0	0	0	0	0	0	0	0	0	3	0	0	0
URUGUAY	0	0	0	0	0	0	0	0	0	0	0	0	0	0	0	0	0	0	0	0	0
US MINOR OUTLYING ISLAI	0	0	0	0	0	0	0	0	0	0	0	0	0	0	0	0	0	0	0	0	0
UZBEKISTAN	1	0	0	0	0	0	0	0	0	0	0	0	0	0	0	0	0	1	0	0	0
VANUATU	0	0	0	0	0	0	0	0	0	0	0	0	0	0	0	0	0	0	0	0	0
VENEZUELA	3	0	0	0	0	0	0	0	0	0	0	0	0	0	0	0	0	3	0	0	0
VIET NAM	1	0	0	0	0	0	0	0	0	0	0	0	0	0	0	0	0	1	0	0	0
VIRGIN ISLANDS	1	0	0	0	0	0	0	0	0	0	0	0	0	0	0	0	0	0	0	0	0
VIRGIN ISLANDS, BRITISH	0	0	0	0	0	0	0	0	0	0	0	0	0	0	0	0	0	0	0	0	0
VIRGIN ISLANDS, U.S.	0	0	0	0	0	0	0	0	0	0	0	0	0	0	0	0	0	0	0	0	0
WALES	0	0	0	0	0	0	0	0	0	0	0	0	0	0	0	0	0	0	0	0	0
WALLIS-FUTUNA	0	0	0	0	0	0	0	0	0	0	0	0	0	0	0	0	0	0	0	0	0
WESTERN SAHARA	0	0	0	0	0	0	0	0	0	0	0	0	0	0	0	0	0	0	0	0	0
YEMEN	0	0	0	0	0	0	0	0	0	0	0	0	0	0	0	0	0	0	0	0	0
ZAMBIA	1	0	0	0	0	0	0	0	0	0	0	0	0	0	0	0	0	0	0	0	0
ZIMBABWE	0	0	0	0	0	0	0	0	0	0	0	0	0	0	0	0	0	0	0	0	0
** TOTAL **	14049	11	73	274	80	153	1851	10	184	31	16	82	3	78	97	194	70	4473	553	60	75

March 2021 Totals by Location Moved From, and By County Moved To

FROM / TO	LEWIS	LINCOLN	MASON	OKANAGON	PACIFIC	PEND OREILLE	PIERCE	SAN JUAN	SKAGIT	SKAMANIA	SNOHOMISH	SPOKANE	STEVENS	THURSTON	WAHIAKUM	WALLA WALLA	WHATCOM	WHITMAN	YAKIMA	UNKNOWN
ALABAMA	0	0	0	0	0	1	10	1	1	0	4	5	1	5	0	0	2	0	2	8
ALASKA	2	0	3	3	1	0	30	2	3	0	9	23	4	14	0	4	16	2	6	7
ARIZONA	7	3	5	1	3	0	54	1	6	5	48	57	2	18	1	2	19	0	16	15
ARKANSAS	3	0	0	0	0	0	7	0	1	0	1	2	1	4	0	2	1	1	1	1
CALIFORNIA	17	0	22	1	7	4	290	14	30	5	199	215	15	116	2	18	102	25	41	109
COLORADO	4	0	2	0	0	3	43	7	7	3	33	24	5	20	1	1	21	3	9	15
CONNECTICUT	0	0	1	0	0	0	4	0	0	0	3	1	0	4	0	1	1	0	0	1
DELAWARE	0	0	0	0	0	0	4	0	0	0	0	0	0	0	0	0	0	0	0	2
FLORIDA	5	1	4	2	0	0	64	2	10	1	41	23	2	19	0	2	16	3	7	22
GEORGIA	1	0	0	1	0	0	31	1	2	1	20	14	0	16	0	0	3	1	1	5
HAWAII	0	0	0	2	0	0	41	0	0	1	28	9	1	10	0	3	5	3	1	11
IDAHO	2	2	5	1	0	6	28	1	5	0	16	177	6	15	0	9	7	38	6	9
ILLINOIS	2	0	2	3	0	0	20	2	4	0	19	7	1	15	1	1	4	2	2	10
INDIANA	0	0	1	0	0	0	11	0	0	0	15	13	0	7	0	0	4	2	1	3
IOWA	0	0	0	0	1	0	13	2	0	0	5	3	0	4	0	0	0	0	0	6
KANSAS	0	0	0	1	0	0	13	0	2	0	9	5	0	5	0	0	0	1	6	4
KENTUCKY	1	0	0	0	0	0	8	0	1	0	4	4	0	5	0	0	0	0	0	2
LOUISIANA	0	0	0	0	0	0	12	0	0	1	3	5	0	5	0	0	1	0	2	4
MAINE	0	0	0	0	0	0	10	0	0	0	2	0	0	0	0	0	4	0	0	1
MARYLAND	1	0	0	0	0	0	12	0	0	0	9	9	2	7	0	0	1	0	0	5
MASSACHUSETTS	0	0	0	0	0	0	16	1	0	0	19	7	0	4	0	0	2	1	0	3
MICHIGAN	3	1	1	0	0	0	15	0	4	0	13	11	1	7	0	0	6	0	3	7
MINNESOTA	1	2	0	0	1	1	13	0	2	0	14	9	1	6	1	2	8	0	0	7
MISSISSIPPI	0	1	0	0	0	0	4	0	1	0	1	2	0	4	0	0	0	0	0	1
MISSOURI	1	0	0	0	0	0	24	0	1	0	12	9	0	8	0	1	3	0	0	4
MONTANA	2	2	2	2	0	0	18	0	2	0	13	40	12	7	0	1	3	0	5	6
NEBRASKA	1	0	0	0	1	0	9	0	0	0	2	1	0	1	0	1	2	0	0	0
NEVADA	5	0	3	4	1	2	28	0	10	0	16	29	3	11	0	2	12	1	4	9
NEW HAMPSHIRE	0	0	0	0	0	0	3	0	0	0	1	3	0	3	0	0	0	0	0	1
NEW JERSEY	1	0	0	0	0	0	17	0	0	0	12	5	0	1	0	1	2	0	0	3
NEW MEXICO	1	0	1	0	0	0	12	1	2	0	8	8	0	3	0	0	6	2	0	5
NEW YORK	1	0	1	1	1	0	28	0	5	1	15	9	1	14	0	1	7	1	0	11
NORTH CAROLINA	0	0	1	0	0	0	29	1	1	0	17	16	0	16	0	0	4	1	4	4
NORTH DAKOTA	2	0	0	0	0	2	8	0	0	0	2	8	1	3	0	0	2	1	0	1
OHIO	0	0	0	0	0	0	15	3	1	0	16	8	0	6	1	0	5	2	2	12
OKLAHOMA	0	0	1	0	0	0	7	0	2	0	12	9	1	6	0	0	4	1	2	2
OREGON	17	1	11	8	34	2	96	8	9	17	55	103	13	51	8	36	32	5	22	66
PENNSYLVANIA	0	0	1	2	0	0	24	0	2	1	10	9	0	11	0	2	5	1	1	10
RHODE ISLAND	0	0	0	0	0	0	2	0	0	0	0	0	0	0	0	0	0	0	0	0
SOUTH CAROLINA	0	0	2	0	0	0	11	0	0	0	4	6	1	5	0	0	5	0	0	4
SOUTH DAKOTA	1	0	2	0	1	0	4	0	0	0	2	2	0	0	0	0	2	0	1	3
TENNESSEE	0	0	1	0	0	1	22	0	2	1	8	8	0	5	0	0	0	0	1	2
TEXAS	3	1	1	1	2	1	105	1	4	0	44	47	2	47	0	2	23	5	6	26
UTAH	10	0	1	0	2	0	25	2	0	1	13	30	4	10	2	0	7	3	7	5
VERMONT	0	0	0	0	0	0	1	0	0	0	0	0	0	1	0	0	0	0	0	0
VIRGINIA	0	0	2	2	0	1	23	0	1	1	18	11	1	15	0	0	6	0	3	12
WASHINGTON	0	0	0	0	0	0	0	0	0	0	0	0	0	0	0	0	0	0	0	0
WEST VIRGINIA	1	0	0	0	0	0	2	0	0	0	0	1	0	0	0	1	1	0	0	0
WISCONSIN	1	1	0	0	0	0	15	0	0	0	4	8	1	7	0	2	6	0	4	7
WYOMING	0	0	0	2	0	0	5	0	1	0	0	4	0	1	0	0	1	0	0	2
DISTRICT OF COLUMBIA	0	0	0	1	0	0	1	0	0	0	1	0	0	0	0	0	1	1	0	0
AFGHANISTAN	0	0	0	0	0	0	0	0	0	0	0	0	0	0	0	0	0	0	0	0
ÅLAND ISLANDS	0	0	0	0	0	0	0	0	0	0	0	0	0	0	0	0	0	0	0	0
ALBANIA	0	0	0	0	0	0	0	0	0	0	0	0	0	0	0	0	0	0	0	0
ALGERIA	0	0	0	0	0	0	0	0	0	0	0	0	0	0	0	0	0	0	0	0
AMERICAN SAMOA	0	0	0	0	0	0	12	0	0	0	0	0	0	0	0	0	0	0	0	1
ANDORRA	0	0	0	0	0	0	0	0	0	0	0	0	0	0	0	0	0	0	0	0

March 2021 Totals by Location Moved From, and By County Moved To

FROM / TO	LEWIS	LINCOLN	MASON	OKANAGON	PACIFIC	PEND OREILLE	PIERCE	SAN JUAN	SKAGIT	SKAMANIA	SNOHOMISH	SPOKANE	STEVENS	THURSTON	WAHIAKUM	WALLA WALLA	WHATCOM	WHITMAN	YAKIMA	UNKNOWN
ANGOLA	0	0	0	0	0	0	0	0	0	0	0	0	0	0	0	0	0	0	0	0
ANGUILLA	0	0	0	0	0	0	0	0	0	0	0	0	0	0	0	0	0	0	0	0
ANTARCTICA	0	0	0	0	0	0	0	0	0	0	0	0	0	0	0	0	0	0	0	0
ANTIGUA-BARBUDA	0	0	0	0	0	0	0	0	0	0	0	0	0	0	0	0	0	0	0	0
ARGENTINA	0	0	0	0	0	0	0	0	0	2	0	0	0	0	0	0	0	0	0	0
ARMENIA	0	0	0	0	0	0	0	0	0	0	0	0	0	0	0	0	0	0	0	0
ARUBA	0	0	0	0	0	0	0	0	0	0	0	0	0	0	0	0	0	0	0	0
AUSTRALIA	0	0	0	0	0	0	1	0	0	0	0	0	0	0	0	0	0	0	0	0
AUSTRIA	0	0	0	0	0	0	0	0	0	0	0	0	0	0	0	0	0	0	0	0
AZERBAIJAN	0	0	0	0	0	0	0	0	0	0	0	0	0	0	0	0	0	0	0	0
BAHAMAS	0	0	0	0	0	0	0	0	0	0	0	0	0	0	0	0	0	0	0	0
BAHRAIN	0	0	0	0	0	0	0	0	0	0	0	0	0	0	0	0	0	0	0	0
BANGLADESH	0	0	0	0	0	0	0	0	0	0	0	0	0	0	0	0	0	0	0	0
BARBADOS	0	0	0	0	0	0	0	0	0	0	0	0	0	0	0	0	0	0	0	0
BELARUS	0	0	0	0	0	0	0	0	0	1	0	0	0	0	0	0	0	0	0	1
BELGIUM	0	0	0	0	0	0	0	0	0	0	0	0	0	0	0	0	0	0	0	0
BELIZE	1	0	0	0	0	0	0	0	0	0	0	0	0	0	0	0	0	0	0	0
BENIN	0	0	0	0	0	0	0	0	0	0	0	0	0	0	0	0	0	0	0	0
BERMUDA	0	0	0	0	0	0	0	0	0	0	0	0	0	0	0	0	0	0	0	0
BHUTAN	0	0	0	0	0	0	0	0	0	0	0	0	0	0	0	0	0	0	0	0
BOLIVIA	0	0	0	0	0	0	0	0	0	0	0	0	0	0	0	0	0	0	0	0
BONAIRE, SINT EUSTATIUS	0	0	0	0	0	0	0	0	0	0	0	0	0	0	0	0	0	0	0	0
BOSNIA AND HERZEGOVIN.	0	0	0	0	0	0	0	0	0	0	0	0	0	0	0	0	0	0	0	0
BOTSWANA	0	0	0	0	0	0	0	0	0	0	0	0	0	0	0	0	0	0	0	0
BOUVET ISLAND	0	0	0	0	0	0	0	0	0	0	0	0	0	0	0	0	0	0	0	0
BRAZIL	0	0	0	0	0	0	1	0	0	0	1	0	0	0	0	0	0	0	0	2
BRITISH INDIAN OCEAN TEI	0	0	0	0	0	0	0	0	0	0	0	0	0	0	0	0	0	0	0	0
BRUNEI DARUSSALAM	0	0	0	0	0	0	0	0	0	0	0	0	0	0	0	0	0	0	0	0
BULGARIA	0	0	0	0	0	0	0	0	0	0	0	0	0	0	0	0	0	0	0	1
BURKINA FASO	0	0	0	0	0	0	0	0	0	0	0	0	0	0	0	0	0	0	0	0
BURUNDI	0	0	0	0	0	0	0	0	0	0	0	0	0	0	0	0	0	0	0	0
CAMBODIA	0	0	0	0	0	0	0	0	0	0	1	0	0	0	0	0	0	0	0	0
CAMEROON	0	0	0	0	0	0	0	0	0	0	0	0	0	0	0	0	0	0	0	0
CANADA	0	0	0	1	0	0	6	2	2	0	10	1	0	0	0	0	14	1	1	4
CAPE VERDE	0	0	0	0	0	0	0	0	0	0	0	0	0	0	0	0	0	0	0	0
CAYMAN ISLANDS	0	0	0	0	0	0	0	0	0	0	0	0	0	0	0	0	0	0	0	0
CENTRAL AFRICAN REPUBI	0	0	0	0	0	0	0	0	0	0	0	0	0	0	0	0	0	0	0	0
CHAD	0	0	0	0	0	0	0	0	0	0	0	0	0	0	0	0	0	0	0	0
CHILE	0	0	0	0	0	0	0	0	0	0	1	0	0	0	0	0	0	0	0	0
CHINA	0	0	0	0	0	0	2	0	0	0	0	0	0	0	0	0	0	0	0	0
CHRISTMAS ISLAND	0	0	0	0	0	0	0	0	0	0	0	0	0	0	0	0	0	0	0	0
COCOS (KEELING) ISLANDS	0	0	0	0	0	0	0	0	0	0	0	0	0	0	0	0	0	0	0	0
COLOMBIA	0	0	0	0	0	0	1	0	1	0	5	0	0	0	0	0	0	0	0	1
COMOROS	0	0	0	0	0	0	0	0	0	0	0	0	0	0	0	0	0	0	0	0
CONGO	0	0	0	0	0	0	0	0	0	0	0	0	0	0	0	0	0	0	0	0
CONGO,THE DEMOCRATIC	0	0	0	0	0	0	0	0	0	0	0	0	0	0	0	0	0	0	0	0
COOK ISLANDS	0	0	0	0	0	0	0	0	0	0	0	0	0	0	0	0	0	0	0	0
COSTA RICA	0	0	0	0	0	0	0	0	0	0	0	0	0	0	0	0	0	0	0	0
CÔTE D'IVOIRE	0	0	0	0	0	0	0	0	0	0	0	0	0	0	0	0	0	0	0	0
CROATIA	0	0	0	0	0	0	0	0	0	0	0	0	0	0	0	0	0	0	0	0
CUBA	0	0	0	0	0	0	0	0	0	0	0	0	0	0	0	0	0	0	0	0
CURACAË	0	0	0	0	0	0	0	0	0	0	0	0	0	0	0	0	0	0	0	0
CYPRUS	0	0	0	0	0	0	0	0	0	0	0	0	0	0	0	0	0	0	0	0
CZECH REPUBLIC	0	0	0	0	0	0	0	0	0	0	0	0	0	0	0	0	0	0	0	0
DENMARK	0	0	0	0	0	0	0	0	0	0	0	0	0	0	0	0	0	0	0	0
DJIBOUTI	0	0	0	0	0	0	0	0	0	0	0	0	0	0	0	0	0	0	0	0
DOMINICA	0	0	0	0	0	0	0	0	0	0	0	0	0	0	0	0	0	0	0	0
DOMINICAN REPUBLIC	0	0	0	0	0	0	0	0	0	0	0	0	0	0	0	0	0	0	0	0
ECUADOR	0	0	0	0	0	0	1	0	0	0	1	0	0	0	0	0	0	0	0	2
EGYPT	0	0	0	0	0	0	0	0	0	0	0	0	0	0	0	0	0	0	0	0
EL SALVADOR	0	0	0	0	0	0	0	0	0	0	2	0	0	0	0	0	0	0	0	0

March 2021 Totals by Location Moved From, and By County Moved To

FROM / TO	LEWIS	LINCOLN	MASON	OKANAGON	PACIFIC	PEND OREILLE	PIERCE	SAN JUAN	SKAGIT	SKAMANIA	SNOHOMISH	SPOKANE	STEVENS	THURSTON	WAHIAKUM	WALLA WALLA	WHATCOM	WHITMAN	YAKIMA	UNKNOWN
ENGLAND	0	0	0	0	0	0	0	0	0	0	0	0	0	0	0	0	0	0	0	0
EQUATORIAL GUINEA	0	0	0	0	0	0	0	0	0	0	0	0	0	0	0	0	0	0	0	0
ERITREA	0	0	0	0	0	0	0	0	0	0	0	0	0	0	0	0	0	0	0	0
ESTONIA	0	0	0	0	0	0	0	0	0	0	0	0	0	0	0	0	0	0	0	0
ETHIOPIA	0	0	0	0	0	0	0	0	0	0	0	0	0	0	0	0	0	0	0	0
FALKLAND ISLANDS (MALV	0	0	0	0	0	0	0	0	0	0	0	0	0	0	0	0	0	0	0	0
FAROE ISLANDS	0	0	0	0	0	0	0	0	0	0	0	0	0	0	0	0	0	0	0	0
FEDERAL STATES OF MICR	0	0	0	0	0	0	0	0	0	0	0	0	0	0	0	0	0	0	0	1
FIJI	0	0	0	0	0	0	0	0	0	0	0	0	0	0	0	0	0	0	0	0
FINLAND	0	0	0	0	0	0	0	0	0	0	0	0	0	0	0	0	0	0	0	0
FRANCE	0	0	0	0	0	0	0	0	0	0	0	0	0	0	0	0	0	0	0	1
FRENCH GUIANA	0	0	0	0	0	0	0	0	0	0	0	0	0	0	0	0	0	0	0	0
FRENCH POLYNESIA	0	0	0	0	0	0	0	0	0	0	0	0	0	0	0	0	0	0	0	0
FRENCH SOUTHERN TERRI	0	0	0	0	0	0	0	0	0	0	0	0	0	0	0	0	0	0	0	0
GABON	0	0	0	0	0	0	0	0	0	0	0	0	0	0	0	0	0	0	0	0
GAMBIA	0	0	0	0	0	0	0	0	0	0	0	0	0	0	0	0	0	0	0	0
GEORGIA (Country)	0	0	0	0	0	0	0	0	0	0	0	0	0	0	0	0	0	0	0	0
GERMANY	0	0	0	0	0	0	0	0	0	0	0	1	0	1	0	0	0	0	0	0
GHANA	0	0	0	0	0	0	0	0	0	0	0	0	0	0	0	0	0	0	0	0
GIBRALTAR	0	0	0	0	0	0	0	0	0	0	0	0	0	0	0	0	0	0	0	0
GREECE	0	0	0	0	0	0	0	0	0	0	0	0	0	0	0	0	0	0	0	0
GREENLAND	0	0	0	0	0	0	0	0	0	0	0	0	0	0	0	0	0	0	0	0
GRENADA	0	0	0	0	0	0	0	0	0	0	0	0	0	0	0	0	0	0	0	0
GUADELOUPE	0	0	0	0	0	0	0	0	0	0	0	0	0	0	0	0	0	0	0	0
GUAM	0	0	0	0	0	0	16	0	0	0	3	1	0	8	0	0	0	0	0	2
GUANAJUATO	0	0	0	0	0	0	0	0	0	0	0	0	0	0	0	0	0	0	0	0
GUATEMALA	0	0	0	0	0	0	0	0	0	0	1	0	0	0	0	0	0	0	0	0
GUERNSEY	0	0	0	0	0	0	0	0	0	0	0	0	0	0	0	0	0	0	0	0
GUINEA	0	0	0	0	0	0	0	0	0	0	0	0	0	0	0	0	0	0	0	0
GUINEA-BISSAU	0	0	0	0	0	0	0	0	0	0	0	0	0	0	0	0	0	0	0	0
GUYANA	0	0	0	0	0	0	0	0	0	0	0	0	0	0	0	0	0	0	0	0
HAITI	0	0	0	0	0	0	0	0	0	0	0	0	0	0	0	0	0	0	0	0
HEARD ISLAND-MCDONALD	0	0	0	0	0	0	0	0	0	0	0	0	0	0	0	0	0	0	0	0
HOLY SEE (VATICAN CITY	0	0	0	0	0	0	0	0	0	0	0	0	0	0	0	0	0	0	0	0
HONDURAS	0	0	0	0	0	0	0	0	0	0	2	0	0	0	0	0	0	0	0	1
HONG KONG	0	0	0	0	0	0	0	0	0	0	0	0	0	0	0	0	0	0	0	0
HUNGARY	0	0	0	0	0	0	0	0	0	0	0	0	0	0	0	0	0	0	0	1
ICELAND	0	0	0	0	0	0	0	0	0	0	2	0	0	0	0	0	0	0	0	0
INDIA	0	0	0	0	0	0	7	0	0	0	2	0	0	0	0	0	0	0	0	2
INDONESIA	0	0	0	0	0	0	1	0	0	0	0	0	0	0	0	0	0	0	0	0
IRAN	0	0	0	0	0	0	0	0	0	0	0	0	0	0	0	0	0	0	0	0
IRAQ	0	0	0	0	0	0	0	0	0	0	0	0	0	0	0	0	0	0	0	0
IRELAND	0	0	0	0	0	0	0	0	0	0	0	0	0	0	0	0	0	0	0	0
ISLE OF MAN	0	0	0	0	0	0	0	0	0	0	0	0	0	0	0	0	0	0	0	0
ISRAEL	0	0	0	0	0	0	0	0	0	0	0	0	0	0	0	0	0	0	0	0
ITALY	0	0	0	0	0	0	0	0	0	0	0	1	0	0	0	0	0	0	0	0
JAMAICA	0	0	0	0	0	0	0	0	0	0	1	0	0	0	0	0	0	0	0	0
JAPAN	0	0	0	0	0	0	3	0	0	0	4	1	0	0	0	0	0	0	1	1
JERSEY	0	0	0	0	0	0	0	0	0	0	0	0	0	0	0	0	0	0	0	0
JORDAN	0	0	0	0	0	0	0	0	0	0	0	0	0	0	0	0	0	1	0	0
KAZAKHSTAN	0	0	0	0	0	0	0	0	0	0	0	0	0	0	0	0	0	0	0	0
KENYA	0	0	0	0	0	0	1	0	0	0	0	1	0	0	0	0	0	0	0	1
KIRIBATI	0	0	0	0	0	0	0	0	0	0	0	0	0	0	0	0	0	0	0	0
KUWAIT	0	0	0	0	0	0	0	0	0	0	0	0	0	0	0	0	0	1	0	0
KYRGYZSTAN	0	0	0	0	0	0	0	0	0	0	0	0	0	0	0	0	0	0	0	0
LAOS	0	0	0	0	0	0	0	0	0	0	0	0	0	0	0	0	0	0	0	0
LATVIA	0	0	0	0	0	0	0	0	0	0	0	0	0	0	0	0	0	0	0	0
LEBANON	0	0	0	0	0	0	0	0	0	0	0	0	0	0	0	0	0	0	0	0
LESOTHO	0	0	0	0	0	0	0	0	0	0	0	0	0	0	0	0	0	0	0	0
LIBERIA	0	0	0	0	0	0	0	0	0	0	0	0	0	0	0	0	0	0	0	0
LIBYA	0	0	0	0	0	0	0	0	0	0	0	0	0	0	0	0	0	0	0	0
LIECHTENSTEIN	0	0	0	0	0	0	0	0	0	0	0	0	0	0	0	0	0	0	0	0
LITHUANIA	0	0	0	0	0	0	0	0	0	0	0	0	0	0	0	0	0	0	0	0
LUXEMBOURG	0	0	0	0	0	0	0	0	0	0	0	0	0	0	0	0	0	0	0	0
MACAU	0	0	0	0	0	0	0	0	0	0	0	0	0	0	0	0	0	0	0	0
MACEDONIA	0	0	0	0	0	0	0	0	0	0	0	0	0	0	0	0	0	0	0	0
MADAGASCAR	0	0	0	0	0	0	0	0	0	0	0	0	0	0	0	0	0	0	0	0

March 2021 Totals by Location Moved From, and By County Moved To

FROM / TO	LEWIS	LINCOLN	MASON	OKANAGON	PACIFIC	PEND	SAN			SNOHOMISH	SPOKANE	STEVENS	THURSTON	WAHIAKUM	WALLA		WHATCOM	WHITMAN	YAKIMA	UNKNOWN
						OREILLE	PIERCE	JUAN	SKAGIT						SKAMANIA	WALLA				
SOUTH AFRICA	0	0	0	0	0	0	0	0	0	0	0	0	0	0	0	0	0	0	0	0
SOUTH GEORGIA-SANDWIC	0	0	0	0	0	0	0	0	0	0	0	0	0	0	0	0	0	0	0	0
SOUTH KOREA	0	0	0	0	0	0	1	0	0	0	3	0	0	1	0	0	0	0	0	3
SOUTH SUDAN	0	0	0	0	0	0	0	0	0	0	0	0	0	0	0	0	0	0	0	
SPAIN	0	0	0	0	0	0	0	0	0	0	0	0	0	0	0	0	0	0	0	
SRI LANKA	0	0	0	0	0	0	0	0	0	0	0	0	0	0	0	0	0	0	0	
ST. BARTHÉLEMY	0	0	0	0	0	0	0	0	0	0	0	0	0	0	0	0	0	0	0	
ST. HELENA	0	0	0	0	0	0	0	0	0	0	0	0	0	0	0	0	0	0	0	
ST. KITTS NEVIS	0	0	0	0	0	0	0	0	0	0	0	0	0	0	0	0	0	0	0	
ST. LUCIA	0	0	0	0	0	0	0	0	0	0	0	0	0	0	0	0	0	0	0	
ST. PIERRE AND MIQUELON	0	0	0	0	0	0	0	0	0	0	0	0	0	0	0	0	0	0	0	
ST. VINCENT AND THE GRE	0	0	0	0	0	0	0	0	0	0	0	0	0	0	0	0	0	0	0	
SUDAN	0	0	0	0	0	0	0	0	0	0	0	0	0	0	0	0	0	0	0	
SURINAME	0	0	0	0	0	0	0	0	0	0	0	0	0	0	0	0	0	0	0	
SVALBARD AND JAN MAYE	0	0	0	0	0	0	0	0	0	0	0	0	0	0	0	0	0	0	0	
SWAZILAND	0	0	0	0	0	0	0	0	0	0	0	0	0	0	0	0	0	0	0	
SWEDEN	0	0	0	0	0	0	0	0	0	0	0	0	0	0	0	0	0	0	0	
SWITZERLAND	0	0	0	0	0	0	0	0	0	0	0	0	0	0	0	0	0	0	0	
SYRIAN ARAB REPUBLIC	0	0	0	0	0	0	0	0	0	0	0	0	0	0	0	0	0	0	0	
TAIWAN	0	0	0	0	0	0	0	0	0	0	0	0	1	0	0	0	0	0	3	
TAJIKISTAN	0	0	0	0	0	0	0	0	0	0	0	0	0	0	0	0	0	0	0	
TANZANIA	0	0	0	0	0	0	0	0	0	0	0	0	0	0	0	0	0	0	0	
THAILAND	0	0	0	0	0	0	0	0	0	1	0	0	0	0	0	1	0	0	0	
TIMOR-LESTE	0	0	0	0	0	0	0	0	0	0	0	0	0	0	0	0	0	0	0	
TOGO	0	0	0	0	0	0	0	0	0	0	0	0	0	0	0	0	0	0	0	
TOKELAU	0	0	0	0	0	0	0	0	0	0	0	0	0	0	0	0	0	0	0	
TONGA	0	0	0	0	0	0	0	0	0	0	0	0	0	0	0	0	0	0	0	
TRINIDAD AND TOBAGO	0	0	0	0	0	0	0	0	0	0	0	0	0	0	0	0	0	0	0	
TUNISIA	0	0	0	0	0	0	0	0	0	0	0	0	0	0	0	0	0	0	0	
TURKEY	0	0	0	0	0	0	0	0	0	0	0	0	0	0	0	0	0	0	0	
TURKMENISTAN	0	0	0	0	0	0	0	0	0	0	0	0	0	0	0	0	0	0	0	
TURKS AND CAICOS ISLAN	0	0	0	0	0	0	0	0	0	0	0	0	0	0	0	0	0	0	0	
TUVALU	0	0	0	0	0	0	0	0	0	0	0	0	0	0	0	0	0	0	0	
UGANDA	0	0	0	0	0	0	0	0	0	0	0	0	0	0	0	0	0	0	0	
UKRAINE	0	0	0	0	0	0	0	0	0	3	0	0	0	0	0	0	0	0	0	
UNITED ARAB EMIRATES	0	0	0	0	0	0	0	0	0	0	0	0	0	0	0	0	0	0	0	
UNITED KINGDOM	0	0	0	0	0	0	0	0	0	1	0	0	0	0	0	0	0	0	0	
URUGUAY	0	0	0	0	0	0	0	0	0	0	0	0	0	0	0	0	0	0	0	
US MINOR OUTLYING ISLAI	0	0	0	0	0	0	0	0	0	0	0	0	0	0	0	0	0	0	0	
UZBEKISTAN	0	0	0	0	0	0	0	0	0	0	0	0	0	0	0	0	0	0	0	
VANUATU	0	0	0	0	0	0	0	0	0	0	0	0	0	0	0	0	0	0	0	
VENEZUELA	0	0	0	0	0	0	0	0	0	0	0	0	0	0	0	0	0	0	0	
VIET NAM	0	0	0	0	0	0	0	0	0	0	0	0	0	0	0	0	0	0	0	
VIRGIN ISLANDS	0	0	0	0	0	0	1	0	0	0	0	0	0	0	0	0	0	0	0	
VIRGIN ISLANDS, BRITISH	0	0	0	0	0	0	0	0	0	0	0	0	0	0	0	0	0	0	0	
VIRGIN ISLANDS, U.S.	0	0	0	0	0	0	0	0	0	0	0	0	0	0	0	0	0	0	0	
WALES	0	0	0	0	0	0	0	0	0	0	0	0	0	0	0	0	0	0	0	
WALLIS-FUTUNA	0	0	0	0	0	0	0	0	0	0	0	0	0	0	0	0	0	0	0	
WESTERN SAHARA	0	0	0	0	0	0	0	0	0	0	0	0	0	0	0	0	0	0	0	
YEMEN	0	0	0	0	0	0	0	0	0	0	0	0	0	0	0	0	0	0	0	
ZAMBIA	0	0	0	0	0	0	0	0	0	1	0	0	0	0	0	0	0	0	0	
ZIMBABWE	0	0	0	0	0	0	0	0	0	0	0	0	0	0	0	0	0	0	0	
** TOTAL **	98	15	76	39	55	24	1367	52	126	39	866	1009	82	557	16	95	378	109	185	493