



**STATE OF WASHINGTON**  
**DEPARTMENT OF LICENSING**  
*PO Box 9020 • Olympia, Washington 98507-9020*

August 30, 2021

**Washington State Drivers Report for July 2021**

The monthly report provides a summary of Washington drivers' license (WDL) in-migration activity. There was a major driver licensing system change effective September 2018 and the following improvements were made to this report:

- Reporting covers the true calendar month from September 2018 forward. Previously, the month reported was the sum of the weeks through the last Saturday of the month.
- Data cleaning/reclassification may have some impact to the report counts. Caution is advised when comparing the new and old reports.

During the month of July, 17,366 out-of-state drivers obtained a Washington driver license in contrast to July of 2020 where only 8,787 out-of-state drivers obtained licenses. Licensing office operations have been limited since around mid-March 2020 in accordance with Governor Inslee's Stay Home Proclamation and licenses for drivers moving into Washington have been under-processed. For the 12 months ending July 2021, 165,832 out-of-state drivers obtained a Washington driver license, an increase over the same period a year ago by 43.5 percent.

The table below depicts WDL migration into Washington State featuring states that have historically been the top five in-migration states. Also depicted in the table below is a 12-month moving sum to provide an annual trend.

	Jul 2021			Year Ending Jul 2021		
	2021	2020	% Change	2021	2020	% Change
<b>Total Drivers In</b>	<b>17,366</b>	<b>8,787</b>	<b>97.6</b>	<b>165,832</b>	<b>115,526</b>	<b>43.5</b>
<b>Weekly Average</b>	<b>4,342</b>	<b>2,197</b>	<b>97.6</b>	<b>3,189</b>	<b>2,222</b>	<b>43.5</b>
<b>California</b>	3,808	2,139	78.0	37,989	24,545	54.8
<b>Oregon</b>	1,870	919	103.5	20,320	12,926	57.2
<b>Texas</b>	1,025	559	83.4	9,306	6,776	37.3
<b>Arizona</b>	755	328	130.2	6,877	4,457	54.3
<b>Idaho</b>	649	293	121.5	5,984	3,810	57.1

The graphs on page 2 show the 12-month moving sum of drivers moving into Washington, the percent change from a year ago, and the top five in-migration states.

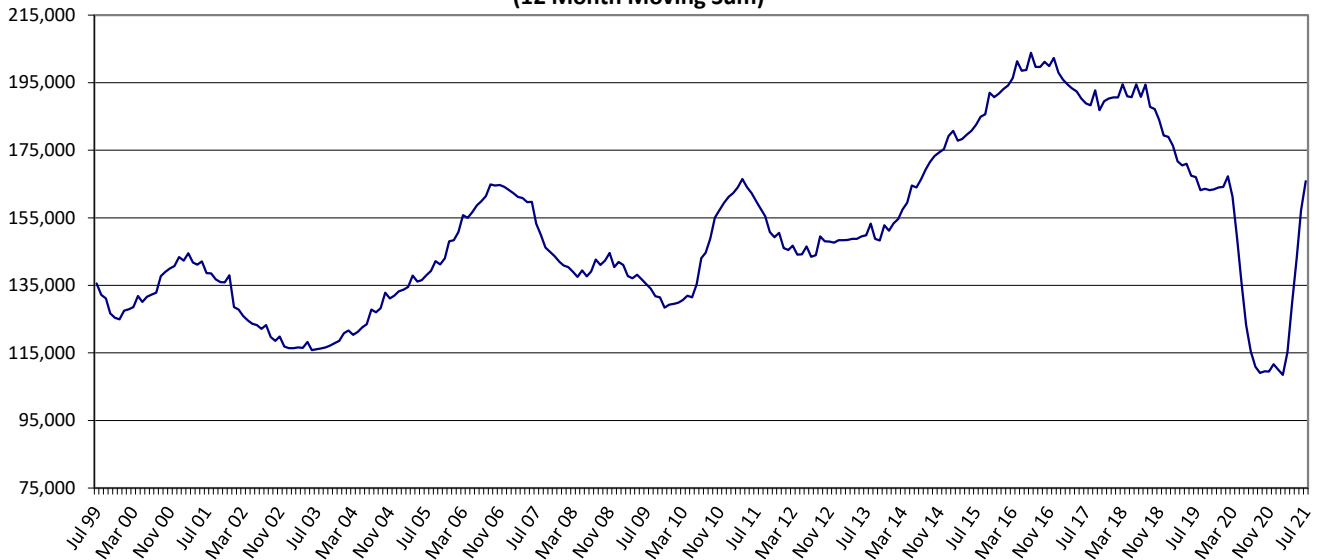
The table on page 3 has the current month driver in-migration by state along with the same month a year ago showing the year-over-year (YOY) change as well as the percent change by state. The monthly detail report of driver migration totals by location moved from and by county moved to begins on page 4.

The WDL Reports are available online at <https://www.dol.wa.gov/about/driversreports.html>.

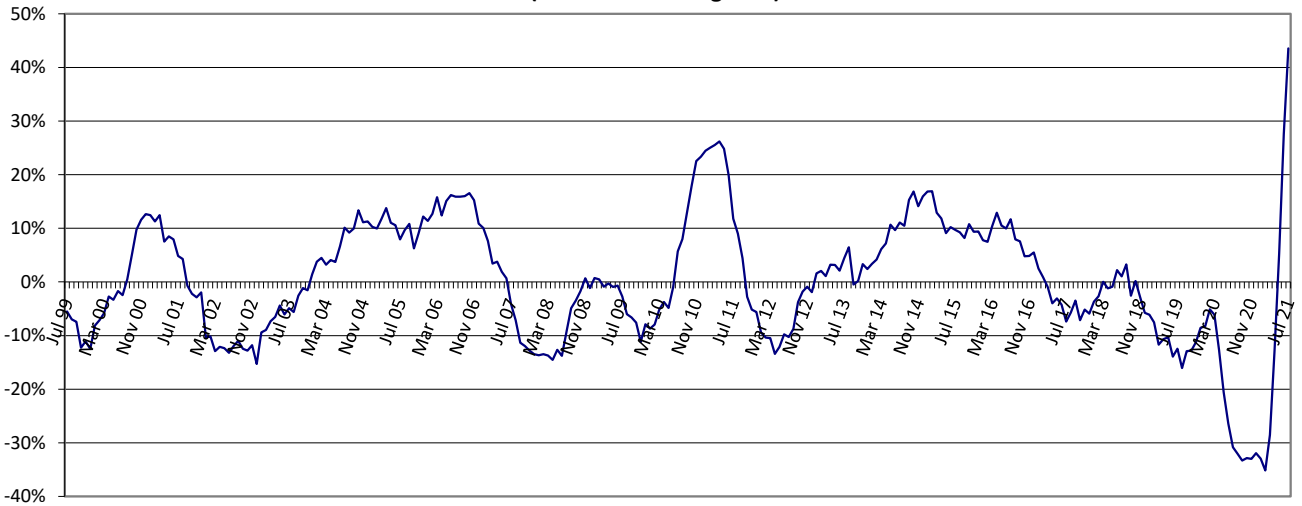
Alice Vogel, Tax Policy Specialist  
 Department of Licensing  
 Forecasting Office  
 Highways and Licensing Building  
 Olympia, WA 98507-48018

We are committed to providing equal access to our services.  
 For more information, visit [dol.wa.gov/access](https://dol.wa.gov/access). (TDD/TTY call 711).

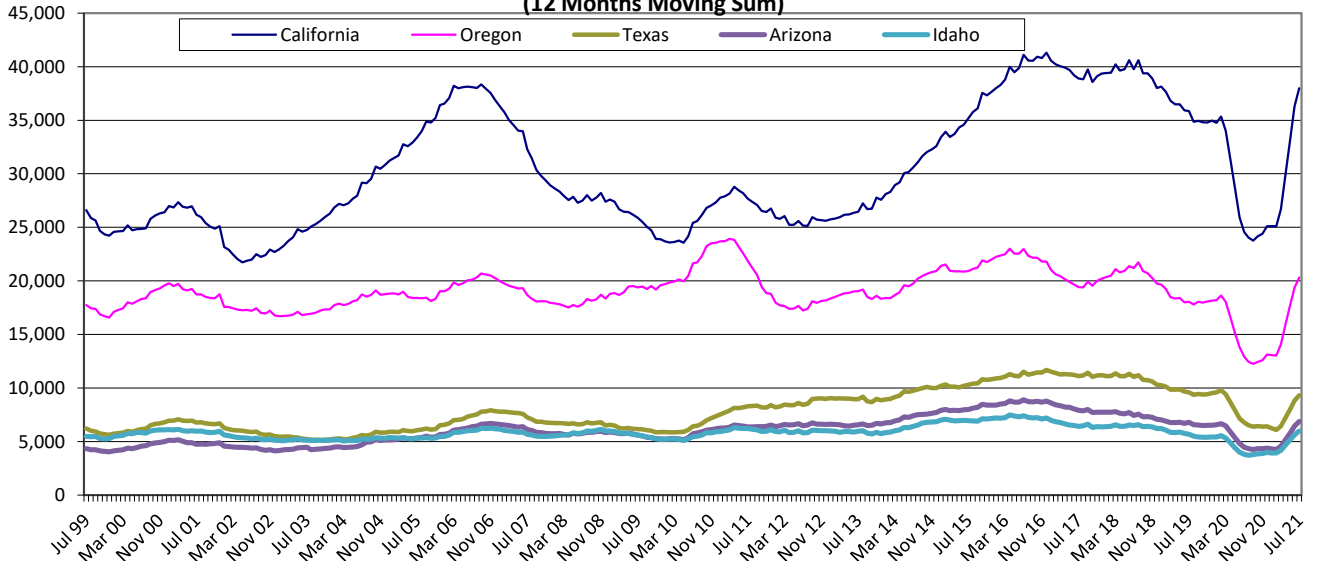
**Washington State Driver's Licenses  
(12 Month Moving Sum)**



**% Change Year Ago  
(12 Month Moving Sum)**



**Top Five In-Migration States  
(12 Months Moving Sum)**



## Driver In-Migration By State

Month: **July**

Number of Weeks	4	4		
State	2021	2020	YOY Change	% Change
ALABAMA	89	50	39	78.0%
ALASKA	248	126	122	96.8%
ARIZONA	755	328	427	130.2%
ARKANSAS	83	30	53	176.7%
CALIFORNIA	3,808	2,139	1,669	78.0%
COLORADO	584	276	308	111.6%
CONNECTICUT	74	36	38	105.6%
DELAWARE	24	5	19	380.0%
FLORIDA	674	353	321	90.9%
GEORGIA	299	156	143	91.7%
HAWAII	296	162	134	82.7%
IDAHO	649	293	356	121.5%
ILLINOIS	442	229	213	93.0%
INDIANA	158	70	88	125.7%
IOWA	85	38	47	123.7%
KANSAS	138	73	65	89.0%
KENTUCKY	78	30	48	160.0%
LOUISIANA	80	51	29	56.9%
MAINE	29	12	17	141.7%
MARYLAND	208	110	98	89.1%
MASSACHUSETTS	262	130	132	101.5%
MICHIGAN	253	124	129	104.0%
MINNESOTA	221	92	129	140.2%
MISSISSIPPI	36	21	15	71.4%
MISSOURI	191	113	78	69.0%
MONTANA	227	120	107	89.2%
NEBRASKA	72	37	35	94.6%
NEVADA	351	174	177	101.7%
NEW HAMPSHIRE	41	15	26	173.3%
NEW JERSEY	193	88	105	119.3%
NEW MEXICO	150	68	82	120.6%
NEW YORK	435	227	208	91.6%
NORTH CAROLINA	264	159	105	66.0%
NORTH DAKOTA	46	33	13	39.4%
OHIO	246	124	122	98.4%
OKLAHOMA	135	54	81	150.0%
OREGON	1,870	919	951	103.5%
PENNSYLVANIA	261	124	137	110.5%
RHODE ISLAND	17	18	(1)	-5.6%
SOUTH CAROLINA	99	57	42	73.7%
SOUTH DAKOTA	55	25	30	120.0%
TENNESSEE	127	80	47	58.8%
TEXAS	1,025	559	466	83.4%
UTAH	313	140	173	123.6%
VERMONT	26	22	4	18.2%
VIRGINIA	326	178	148	83.1%
WASHINGTON	0	0	0	0.0%
WEST VIRGINIA	20	7	13	185.7%
WISCONSIN	190	92	98	106.5%
WYOMING	52	28	24	85.7%
WASH. DC	57	31	26	83.9%
OUTSIDE U.S.	1,004	361	643	178.1%
<b>TOTAL</b>	<b>17,366</b>	<b>8,787</b>	<b>8,579</b>	<b>97.6%</b>

### July 2021 Totals by Location Moved From, and By County Moved To

FROM / TO	TOTAL	GRAYS																			
		ADAMS	ASOTIN	BENTON	CHELAN	CLALLAM	CLARK	COLUMBIA	COWLITZ	DOUGLAS	FERRY	FRANKLIN	GARFIELD	GRANT	HARBOR	ISLAND	JEFFERSON	KING	KITSAP	KITTITAS	KLCKITAT
ALABAMA	89	0	0	4	0	1	3	0	1	0	0	0	0	1	2	0	0	24	4	0	0
ALASKA	248	0	1	3	3	4	12	0	1	0	2	0	0	0	3	4	2	65	10	2	0
ARIZONA	755	0	7	13	5	15	65	2	9	2	0	2	0	1	6	14	7	220	29	3	4
ARKANSAS	83	0	0	2	3	1	6	1	0	0	0	0	0	0	0	2	0	30	4	1	0
CALIFORNIA	3808	3	9	50	25	61	305	2	31	8	0	20	1	16	15	73	16	1561	183	6	11
COLORADO	584	0	1	7	5	7	54	0	3	4	1	5	0	1	2	10	0	186	15	3	1
CONNECTICUT	74	0	0	0	0	2	2	0	2	0	0	0	0	0	0	0	1	43	3	1	0
DELAWARE	24	0	0	0	0	0	4	0	0	0	0	0	0	0	0	0	0	14	0	0	0
FLORIDA	674	0	1	12	5	3	35	0	7	3	1	2	0	3	1	17	1	295	34	9	0
GEORGIA	299	0	1	4	2	1	20	0	1	0	0	2	0	2	0	3	3	130	11	3	0
HAWAII	296	1	0	2	3	0	20	0	2	0	0	0	0	0	7	4	83	26	1	1	
IDAHO	649	2	35	28	1	4	33	1	9	4	1	3	4	8	7	6	1	60	17	1	2
ILLINOIS	442	0	0	7	0	5	18	0	1	2	0	0	0	1	1	5	2	244	16	0	0
INDIANA	158	0	0	4	0	0	8	0	0	0	0	0	0	1	0	2	1	87	3	0	0
IOWA	85	0	0	1	0	0	4	1	0	1	0	0	0	0	1	0	0	31	2	1	1
KANSAS	138	0	0	1	0	0	5	0	1	0	0	0	0	0	1	0	0	50	3	1	0
KENTUCKY	78	1	0	2	0	0	6	0	0	0	0	0	0	1	0	2	0	26	4	0	0
LOUISIANA	80	0	0	2	1	0	5	0	0	0	0	1	0	1	0	0	2	28	1	0	0
MAINE	29	0	0	0	0	0	2	0	0	0	0	0	0	0	0	0	0	11	0	0	0
MARYLAND	208	0	0	2	0	1	9	0	0	0	0	1	0	0	1	6	1	102	6	0	0
MASSACHUSETTS	262	0	0	1	2	1	6	0	1	0	1	0	0	0	0	1	0	193	3	0	0
MICHIGAN	253	1	0	5	2	4	11	0	1	0	0	0	0	0	2	0	0	144	9	2	2
MINNESOTA	221	0	1	1	2	4	15	0	1	1	0	1	0	2	0	3	4	108	10	1	0
MISSISSIPPI	36	0	0	1	0	1	1	0	0	0	0	1	0	1	0	1	0	11	4	0	0
MISSOURI	191	0	3	0	3	3	14	0	1	0	0	2	0	0	0	1	0	84	7	0	0
MONTANA	227	0	4	10	3	4	13	0	0	3	1	0	0	2	1	5	2	37	14	0	2
NEBRASKA	72	0	2	0	1	1	3	0	0	1	0	0	0	3	1	0	0	22	5	0	0
NEVADA	351	1	2	2	4	3	34	0	2	2	1	0	0	0	3	9	3	99	20	0	0
NEW HAMPSHIRE	41	0	0	0	2	0	0	0	1	0	0	0	1	0	0	0	0	21	2	0	0
NEW JERSEY	193	0	1	2	0	1	8	0	0	0	0	0	0	0	0	4	1	111	5	0	0
NEW MEXICO	150	1	0	14	2	3	4	0	3	0	0	2	0	0	3	1	1	38	8	0	0
NEW YORK	435	0	0	8	3	2	24	0	0	1	0	0	0	2	0	2	0	250	11	0	1
NORTH CAROLINA	264	0	0	4	0	4	9	0	0	2	0	0	0	0	1	4	0	118	13	2	0
NORTH DAKOTA	46	0	0	2	2	0	1	0	0	0	0	0	0	1	2	1	1	13	5	1	0
OHIO	246	0	0	4	1	1	11	0	1	0	0	1	0	0	4	4	1	126	17	1	0
OKLAHOMA	135	0	0	3	3	1	8	0	3	0	0	1	0	1	0	2	1	35	11	1	0
OREGON	1870	0	9	56	15	18	716	3	60	6	1	15	1	11	15	8	15	258	34	5	50
PENNSYLVANIA	261	0	0	4	3	2	21	0	3	0	0	1	0	2	1	2	0	135	5	0	0
RHODE ISLAND	17	0	0	0	1	0	0	0	0	0	0	0	0	0	0	0	0	11	1	0	0
SOUTH CAROLINA	99	0	0	3	1	1	5	0	2	0	0	0	0	0	1	2	0	30	8	0	3
SOUTH DAKOTA	55	0	0	0	0	0	2	0	2	0	0	1	0	0	0	4	2	8	4	0	0
TENNESSEE	127	0	0	3	1	1	8	0	2	2	0	4	0	1	1	3	0	57	3	0	0
TEXAS	1025	0	2	17	4	11	52	0	1	4	1	3	0	5	7	18	2	454	43	9	2
UTAH	313	0	0	11	6	2	26	0	2	1	0	6	0	4	1	3	0	102	14	4	2
VERMONT	26	0	0	1	0	0	1	0	2	0	0	0	0	0	0	0	0	7	0	0	0
VIRGINIA	326	0	0	6	1	1	13	0	3	0	0	0	0	0	0	8	0	153	32	1	1
WASHINGTON	0	0	0	0	0	0	0	0	0	0	0	0	0	0	0	0	0	0	0	0	0
WEST VIRGINIA	20	0	1	0	0	0	0	0	0	0	0	0	0	0	0	0	0	10	2	0	0
WISCONSIN	190	0	1	2	2	1	7	0	2	0	0	0	0	0	4	4	0	78	9	1	0
WYOMING	52	0	0	2	1	1	4	0	2	0	0	0	0	1	1	0	2	7	1	1	0
DISTRICT OF COLUMBIA	57	0	0	0	0	0	1	0	0	0	0	0	0	0	0	1	0	44	0	0	0
AFGHANISTAN	0	0	0	0	0	0	0	0	0	0	0	0	0	0	0	0	0	0	0	0	0
ÅLAND ISLANDS	0	0	0	0	0	0	0	0	0	0	0	0	0	0	0	0	0	0	0	0	0
ALBANIA	0	0	0	0	0	0	0	0	0	0	0	0	0	0	0	0	0	0	0	0	0
ALGERIA	0	0	0	0	0	0	0	0	0	0	0	0	0	0	0	0	0	0	0	0	0
AMERICAN SAMOA	14	0	0	0	0	0	0	0	0	0	0	0	0	0	0	0	0	5	0	0	0
ANDORRA	0	0	0	0	0	0	0	0	0	0	0	0	0	0	0	0	0	0	0	0	0

July 2021 Totals by Location Moved From, and By County Moved To

FROM / TO	TOTAL	GRAYS																			
		ADAMS	ASOTIN	BENTON	CHELAN	CLALLAM	CLARK	COLUMBIA	COWLITZ	DOUGLAS	FERRY	FRANKLIN	GARFIELD	GRANT	HARBOR	ISLAND	JEFFERSON	KING	KITSAP	KITTITAS	KLCKITAT
ANGOLA	0	0	0	0	0	0	0	0	0	0	0	0	0	0	0	0	0	0	0	0	0
ANGUILLA	0	0	0	0	0	0	0	0	0	0	0	0	0	0	0	0	0	0	0	0	0
ANTARCTICA	0	0	0	0	0	0	0	0	0	0	0	0	0	0	0	0	0	0	0	0	0
ANTIGUA-BARBUDA	0	0	0	0	0	0	0	0	0	0	0	0	0	0	0	0	0	0	0	0	0
ARGENTINA	3	0	0	0	1	0	0	0	0	0	0	0	0	0	0	0	0	2	0	0	0
ARMENIA	1	0	0	0	0	0	1	0	0	0	0	0	0	0	0	0	0	0	0	0	0
ARUBA	0	0	0	0	0	0	0	0	0	0	0	0	0	0	0	0	0	0	0	0	0
AUSTRALIA	4	0	0	0	0	0	0	0	0	0	0	0	0	0	0	0	0	2	0	0	0
AUSTRIA	1	0	0	1	0	0	0	0	0	0	0	0	0	0	0	0	0	0	0	0	0
AZERBAIJAN	0	0	0	0	0	0	0	0	0	0	0	0	0	0	0	0	0	0	0	0	0
BAHAMAS	1	0	0	0	0	0	0	0	0	0	0	0	0	0	0	0	0	0	0	0	0
BAHRAIN	1	0	0	0	0	0	0	0	0	0	0	0	0	0	0	0	0	0	0	0	0
BANGLADESH	0	0	0	0	0	0	0	0	0	0	0	0	0	0	0	0	0	0	0	0	0
BARBADOS	0	0	0	0	0	0	0	0	0	0	0	0	0	0	0	0	0	0	0	0	0
BELARUS	2	0	0	0	0	0	1	0	0	0	0	0	0	0	0	0	0	0	0	0	0
BELGIUM	0	0	0	0	0	0	0	0	0	0	0	0	0	0	0	0	0	0	0	0	0
BELIZE	0	0	0	0	0	0	0	0	0	0	0	0	0	0	0	0	0	0	0	0	0
BENIN	0	0	0	0	0	0	0	0	0	0	0	0	0	0	0	0	0	0	0	0	0
BERMUDA	0	0	0	0	0	0	0	0	0	0	0	0	0	0	0	0	0	0	0	0	0
BHUTAN	0	0	0	0	0	0	0	0	0	0	0	0	0	0	0	0	0	0	0	0	0
BOLIVIA	1	0	0	0	0	0	0	0	0	0	0	0	0	0	0	0	0	0	0	0	0
BONAIRE, SINT EUSTATIUS	0	0	0	0	0	0	0	0	0	0	0	0	0	0	0	0	0	0	0	0	0
BOSNIA AND HERZEGOVIN.	1	0	0	0	0	0	0	0	0	0	0	0	0	0	0	0	0	1	0	0	0
BOTSWANA	0	0	0	0	0	0	0	0	0	0	0	0	0	0	0	0	0	0	0	0	0
BOUVET ISLAND	0	0	0	0	0	0	0	0	0	0	0	0	0	0	0	0	0	0	0	0	0
BRAZIL	32	0	0	1	0	0	2	0	0	0	0	0	0	0	0	0	0	21	1	0	0
BRITISH INDIAN OCEAN TEI	0	0	0	0	0	0	0	0	0	0	0	0	0	0	0	0	0	0	0	0	0
BRUNEI DARUSSALAM	0	0	0	0	0	0	0	0	0	0	0	0	0	0	0	0	0	0	0	0	0
BULGARIA	5	0	0	0	0	0	0	0	0	0	0	0	0	0	5	0	0	0	0	0	0
BURKINA FASO	0	0	0	0	0	0	0	0	0	0	0	0	0	0	0	0	0	0	0	0	0
BURUNDI	0	0	0	0	0	0	0	0	0	0	0	0	0	0	0	0	0	0	0	0	0
CAMBODIA	0	0	0	0	0	0	0	0	0	0	0	0	0	0	0	0	0	0	0	0	0
CAMEROON	1	0	0	0	0	0	0	0	0	0	0	0	0	0	0	0	0	0	0	0	0
CANADA	143	0	0	0	0	0	4	0	0	0	1	1	0	0	0	1	0	82	2	0	0
CAPE VERDE	0	0	0	0	0	0	0	0	0	0	0	0	0	0	0	0	0	0	0	0	0
CAYMAN ISLANDS	0	0	0	0	0	0	0	0	0	0	0	0	0	0	0	0	0	0	0	0	0
CENTRAL AFRICAN REPUB	0	0	0	0	0	0	0	0	0	0	0	0	0	0	0	0	0	0	0	0	0
CHAD	0	0	0	0	0	0	0	0	0	0	0	0	0	0	0	0	0	0	0	0	0
CHILE	4	0	0	0	0	0	0	0	0	0	0	0	0	0	0	0	0	2	1	0	0
CHINA	45	0	0	0	0	0	0	0	1	0	0	0	0	0	0	0	0	37	0	0	0
CHRISTMAS ISLAND	0	0	0	0	0	0	0	0	0	0	0	0	0	0	0	0	0	0	0	0	0
COCOS (KEELING) ISLAND	0	0	0	0	0	0	0	0	0	0	0	0	0	0	0	0	0	0	0	0	0
COLOMBIA	17	0	0	0	0	0	0	0	0	0	0	1	0	0	0	0	0	9	1	0	0
COMOROS	0	0	0	0	0	0	0	0	0	0	0	0	0	0	0	0	0	0	0	0	0
CONGO	0	0	0	0	0	0	0	0	0	0	0	0	0	0	0	0	0	0	0	0	0
CONGO,THE DEMOCRATIC	0	0	0	0	0	0	0	0	0	0	0	0	0	0	0	0	0	0	0	0	0
COOK ISLANDS	0	0	0	0	0	0	0	0	0	0	0	0	0	0	0	0	0	0	0	0	0
COSTA RICA	2	0	0	0	0	0	0	0	0	0	0	0	0	0	0	0	0	1	0	0	0
CÔTE D'IVOIRE	0	0	0	0	0	0	0	0	0	0	0	0	0	0	0	0	0	0	0	0	0
CROATIA	0	0	0	0	0	0	0	0	0	0	0	0	0	0	0	0	0	0	0	0	0
CUBA	0	0	0	0	0	0	0	0	0	0	0	0	0	0	0	0	0	0	0	0	0
CURAÇAO	0	0	0	0	0	0	0	0	0	0	0	0	0	0	0	0	0	0	0	0	0
CYPRUS	0	0	0	0	0	0	0	0	0	0	0	0	0	0	0	0	0	0	0	0	0
CZECH REPUBLIC	0	0	0	0	0	0	0	0	0	0	0	0	0	0	0	0	0	0	0	0	0
DENMARK	0	0	0	0	0	0	0	0	0	0	0	0	0	0	0	0	0	0	0	0	0
DJIBOUTI	0	0	0	0	0	0	0	0	0	0	0	0	0	0	0	0	0	0	0	0	0
DOMINICA	0	0	0	0	0	0	0	0	0	0	0	0	0	0	0	0	0	0	0	0	0
DOMINICAN REPUBLIC	3	0	0	1	0	0	0	0	0	0	0	0	0	0	0	0	0	0	0	0	0
ECUADOR	5	0	0	0	0	0	1	0	0	0	0	0	0	0	0	0	0	2	0	0	0
EGYPT	0	0	0	0	0	0	0	0	0	0	0	0	0	0	0	0	0	0	0	0	0
EL SALVADOR	11	1	0	1	0	0	0	0	0	0	0	0	0	0	1	0	0	6	0	0	0

July 2021 Totals by Location Moved From, and By County Moved To

FROM / TO	TOTAL	GRAYS																			
		ADAMS	ASOTIN	BENTON	CHELAN	CLALLAM	CLARK	COLUMBIA	COWLITZ	DOUGLAS	FERRY	FRANKLIN	GARFIELD	GRANT	HARBOR	ISLAND	JEFFERSON	KING	KITSAP	KITTITAS	KLCKITAT
ENGLAND	0	0	0	0	0	0	0	0	0	0	0	0	0	0	0	0	0	0	0	0	0
EQUATORIAL GUINEA	0	0	0	0	0	0	0	0	0	0	0	0	0	0	0	0	0	0	0	0	0
ERITREA	2	0	0	0	0	0	0	0	0	0	0	0	0	0	0	0	0	1	0	0	0
ESTONIA	0	0	0	0	0	0	0	0	0	0	0	0	0	0	0	0	0	0	0	0	0
ETHIOPIA	0	0	0	0	0	0	0	0	0	0	0	0	0	0	0	0	0	0	0	0	0
FALKLAND ISLANDS (MALV	0	0	0	0	0	0	0	0	0	0	0	0	0	0	0	0	0	0	0	0	0
FAROE ISLANDS	0	0	0	0	0	0	0	0	0	0	0	0	0	0	0	0	0	0	0	0	0
FEDERAL STATES OF MICR	1	0	0	0	0	0	0	0	0	0	0	0	0	0	0	0	0	0	0	0	0
FIJI	0	0	0	0	0	0	0	0	0	0	0	0	0	0	0	0	0	0	0	0	0
FINLAND	0	0	0	0	0	0	0	0	0	0	0	0	0	0	0	0	0	0	0	0	0
FRANCE	2	0	0	0	0	0	0	0	0	0	0	0	0	0	0	0	0	1	0	0	0
FRENCH GUIANA	0	0	0	0	0	0	0	0	0	0	0	0	0	0	0	0	0	0	0	0	0
FRENCH POLYNESIA	0	0	0	0	0	0	0	0	0	0	0	0	0	0	0	0	0	0	0	0	0
FRENCH SOUTHERN TERRI	0	0	0	0	0	0	0	0	0	0	0	0	0	0	0	0	0	0	0	0	0
GABON	0	0	0	0	0	0	0	0	0	0	0	0	0	0	0	0	0	0	0	0	0
GAMBIA	0	0	0	0	0	0	0	0	0	0	0	0	0	0	0	0	0	0	0	0	0
GEORGIA (Country)	0	0	0	0	0	0	0	0	0	0	0	0	0	0	0	0	0	0	0	0	0
GERMANY	26	0	0	1	0	0	0	0	0	0	0	0	0	0	0	0	0	15	0	0	0
GHANA	1	0	0	0	0	0	0	0	0	0	0	0	0	0	0	0	0	1	0	0	0
GIBRALTAR	0	0	0	0	0	0	0	0	0	0	0	0	0	0	0	0	0	0	0	0	0
GREECE	0	0	0	0	0	0	0	0	0	0	0	0	0	0	0	0	0	0	0	0	0
GREENLAND	0	0	0	0	0	0	0	0	0	0	0	0	0	0	0	0	0	0	0	0	0
GRENADA	0	0	0	0	0	0	0	0	0	0	0	0	0	0	0	0	0	0	0	0	0
GUADELOUPE	0	0	0	0	0	0	0	0	0	0	0	0	0	0	0	0	0	0	0	0	0
GUAM	53	0	0	0	0	0	5	0	0	0	0	0	0	0	0	2	0	9	5	0	0
GUANAJUATO	7	0	0	0	0	0	0	0	0	0	0	0	0	0	0	0	0	5	1	0	0
GUATEMALA	0	0	0	0	0	0	0	0	0	0	0	0	0	0	0	0	0	0	0	0	0
GUERNSEY	0	0	0	0	0	0	0	0	0	0	0	0	0	0	0	0	0	0	0	0	0
GUINEA	0	0	0	0	0	0	0	0	0	0	0	0	0	0	0	0	0	0	0	0	0
GUINEA-BISSAU	0	0	0	0	0	0	0	0	0	0	0	0	0	0	0	0	0	0	0	0	0
GUYANA	0	0	0	0	0	0	0	0	0	0	0	0	0	0	0	0	0	0	0	0	0
HAITI	0	0	0	0	0	0	0	0	0	0	0	0	0	0	0	0	0	0	0	0	0
HEARD ISLAND-MCDONALD	0	0	0	0	0	0	0	0	0	0	0	0	0	0	0	0	0	0	0	0	0
HOLY SEE (VATICAN CITY &	10	0	0	1	0	0	0	0	0	0	0	0	0	0	0	0	0	6	0	0	0
HONDURAS	1	0	0	0	0	0	0	0	0	0	0	0	0	0	0	0	0	1	0	0	0
HONG KONG	1	0	0	0	0	0	0	0	0	0	0	0	0	0	0	0	0	1	0	0	0
HUNGARY	0	0	0	0	0	0	0	0	0	0	0	0	0	0	0	0	0	0	0	0	0
ICELAND	67	0	0	0	0	0	0	0	0	0	0	0	0	0	0	0	0	59	0	0	0
INDIA	1	0	0	0	0	0	0	0	0	0	0	0	0	0	0	0	0	1	0	0	0
INDONESIA	0	0	0	0	0	0	0	0	0	0	0	0	0	0	0	0	0	0	0	0	0
IRAN	0	0	0	0	0	0	0	0	0	0	0	0	0	0	0	0	0	0	0	0	0
IRAQ	5	0	0	0	0	0	0	0	0	0	0	0	0	0	0	0	0	3	0	0	0
IRELAND	0	0	0	0	0	0	0	0	0	0	0	0	0	0	0	0	0	0	0	0	0
ISLE OF MAN	4	0	0	0	0	0	1	0	0	0	0	0	0	0	0	0	0	1	0	0	0
ISRAEL	9	0	0	0	0	0	0	0	0	0	0	0	0	0	0	0	0	9	0	0	0
ITALY	5	0	0	0	0	0	0	0	0	0	0	0	0	0	0	0	0	2	0	0	0
JAMAICA	44	0	0	0	0	0	3	0	0	0	0	0	0	0	0	0	0	23	0	0	0
JAPAN	0	0	0	0	0	0	0	0	0	0	0	0	0	0	0	0	0	1	0	0	0
JERSEY	2	0	0	0	0	0	0	0	0	0	0	0	0	0	0	0	0	1	0	0	0
JORDAN	7	0	0	0	0	0	1	0	0	0	0	0	0	0	0	0	0	6	0	0	0
KAZAKHSTAN	11	0	0	0	0	0	0	0	0	0	0	0	0	0	0	0	0	6	0	0	0
KENYA	0	0	0	0	0	0	0	0	0	0	0	0	0	0	0	0	0	0	0	0	0
KIRIBATI	2	0	0	0	0	0	0	0	0	0	0	0	0	0	0	0	0	2	0	0	0
KUWAIT	2	0	0	0	0	0	0	0	0	0	0	0	0	0	0	0	0	1	0	0	0
KYRGYZSTAN	0	0	0	0	0	0	0	0	0	0	0	0	0	0	0	0	0	0	0	0	0
LAOS	0	0	0	0	0	0	0	0	0	0	0	0	0	0	0	0	0	0	0	0	0
LATVIA	0	0	0	0	0	0	0	0	0	0	0	0	0	0	0	0	0	0	0	0	0
LEBANON	0	0	0	0	0	0	0	0	0	0	0	0	0	0	0	0	0	0	0	0	0
LESOTHO	0	0	0	0	0	0	0	0	0	0	0	0	0	0	0	0	0	0	0	0	0
LIBERIA	1	0	0	0	0	0	0	0	0	0	0	0	0	0	0	0	0	0	0	0	0
LIBYA	0	0	0	0	0	0	0	0	0	0	0	0	0	0	0	0	0	0	0	0	0
LIECHTENSTEIN	2	0	0	0	0	0	0	0	0	0	0	0	0	0	1	0	0	1	0	0	0
LITHUANIA	1	0	0	0	0	0	0	0	0	0	0	0	0	0	0	0	0	1	0	0	0
LUXEMBOURG	0	0	0	0	0	0	0	0	0	0	0	0	0	0	0	0	0	0	0	0	0
MACAU	6	0	0	0	0	0	0	0	0	0	0	0	0	5	0	0	0	0	0	0	0
MACEDONIA	0	0	0	0	0	0	0	0	0	0	0	0	0	0	0	0	0	0	0	0	0
MADAGASCAR	0	0	0	0	0	0	0	0	0	0	0	0	0	0	0	0	0	0	0	0	0

July 2021 Totals by Location Moved From, and By County Moved To

FROM / TO	TOTAL	GRAYS																			
		ADAMS	ASOTIN	BENTON	CHELAN	CLALLAM	CLARK	COLUMBIA	COWLITZ	DOUGLAS	FERRY	FRANKLIN	GARFIELD	GRANT	HARBOR	ISLAND	JEFFERSON	KING	KITSAP	KITTITAS	KLCKITAT
MALAWI	0	0	0	0	0	0	0	0	0	0	0	0	0	0	0	0	0	0	0	0	0
MALAYSIA	0	0	0	0	0	0	0	0	0	0	0	0	0	0	0	0	0	0	0	0	0
MALDIVES	0	0	0	0	0	0	0	0	0	0	0	0	0	0	0	0	0	0	0	0	0
MALI	0	0	0	0	0	0	0	0	0	0	0	0	0	0	0	0	0	0	0	0	0
MALTA	2	0	0	0	0	0	0	0	0	0	0	0	0	0	0	0	0	0	0	0	0
MARSHALL ISLANDS	0	0	0	0	0	0	0	0	0	0	0	0	0	0	0	0	0	0	0	0	0
MARTINIQUE	0	0	0	0	0	0	0	0	0	0	0	0	0	0	0	0	0	0	0	0	0
MAURITANIA	0	0	0	0	0	0	0	0	0	0	0	0	0	0	0	0	0	0	0	0	0
MAURITIUS	0	0	0	0	0	0	0	0	0	0	0	0	0	0	0	0	0	0	0	0	0
MAYOTTE ISLAND	122	1	0	2	2	0	8	0	0	4	0	5	0	3	1	1	0	34	1	0	1
MEXICO	0	0	0	0	0	0	0	0	0	0	0	0	0	0	0	0	0	0	0	0	0
MONACO	0	0	0	0	0	0	0	0	0	0	0	0	0	0	0	0	0	0	0	0	0
MONGOLIA	0	0	0	0	0	0	0	0	0	0	0	0	0	0	0	0	0	0	0	0	0
MONTENEGRO	0	0	0	0	0	0	0	0	0	0	0	0	0	0	0	0	0	0	0	0	0
MONTSERRAT	2	0	0	0	0	0	0	0	0	0	0	0	0	0	0	0	0	0	0	0	0
MOROCCO	0	0	0	0	0	0	0	0	0	0	0	0	0	0	0	0	0	0	0	0	0
MOZAMBIQUE	0	0	0	0	0	0	0	0	0	0	0	0	0	0	0	0	0	0	0	0	0
MYANMAR	0	0	0	0	0	0	0	0	0	0	0	0	0	0	0	0	0	0	0	0	0
NAMIBIA	0	0	0	0	0	0	0	0	0	0	0	0	0	0	0	0	0	0	0	0	0
NAURU	0	0	0	0	0	0	0	0	0	0	0	0	0	0	0	0	0	0	0	0	0
NEPAL	0	0	0	0	0	0	0	0	0	0	0	0	0	0	0	0	0	0	0	0	0
NETHERLANDS	0	0	0	0	0	0	0	0	0	0	0	0	0	0	0	0	0	0	0	0	0
NEW CALEDONIA	0	0	0	0	0	0	0	0	0	0	0	0	0	0	0	0	0	0	0	0	0
NEW ZEALAND	4	0	0	0	0	0	0	0	0	0	0	0	0	0	0	0	0	2	0	0	0
NICARAGUA	0	0	0	0	0	0	0	0	0	0	0	0	0	0	0	0	0	0	0	0	0
NIGER	0	0	0	0	0	0	0	0	0	0	0	0	0	0	0	0	0	0	0	0	0
NIGERIA	0	0	0	0	0	0	0	0	0	0	0	0	0	0	0	0	0	0	0	0	0
NIUE	0	0	0	0	0	0	0	0	0	0	0	0	0	0	0	0	0	0	0	0	0
NORFOLK ISLAND	0	0	0	0	0	0	0	0	0	0	0	0	0	0	0	0	0	0	0	0	0
NORTH KOREA	0	0	0	0	0	0	0	0	0	0	0	0	0	0	0	0	0	0	0	0	0
NORTHERN IRELAND	17	0	0	0	0	0	2	0	0	0	0	0	0	0	0	0	0	5	0	0	0
NORTHERN MARIANA ISLAI	1	0	0	0	0	0	0	0	0	0	0	0	0	0	0	0	0	1	0	0	0
NORWAY	0	0	0	0	0	0	0	0	0	0	0	0	0	0	0	0	0	0	0	0	0
OCCUPIED PALESTINIAN TI	0	0	0	0	0	0	0	0	0	0	0	0	0	0	0	0	0	0	0	0	0
OMAN	0	0	0	0	0	0	0	0	0	0	0	0	0	0	0	0	0	0	0	0	0
PAKISTAN	2	0	0	0	0	0	1	0	0	0	0	0	0	0	0	0	0	0	0	0	0
PALAU	0	0	0	0	0	0	0	0	0	0	0	0	0	0	0	0	0	0	0	0	0
PANAMA	0	0	0	0	0	0	0	0	0	0	0	0	0	0	0	0	0	0	0	0	0
PAPUA NEW GUINEA	0	0	0	0	0	0	0	0	0	0	0	0	0	0	0	0	0	0	0	0	0
PARAGUAY	1	0	0	0	0	0	0	0	0	0	0	0	0	0	0	0	0	1	0	0	0
PERU	3	0	0	0	0	0	0	0	0	0	0	0	0	0	0	0	0	2	0	0	0
PHILIPPINES	0	0	0	0	0	0	0	0	0	0	0	0	0	0	0	0	0	0	0	0	0
PITCAIRN	1	0	0	0	0	0	0	0	0	0	0	0	0	0	0	0	0	1	0	0	0
POLAND	2	0	0	0	0	0	0	0	0	0	0	0	0	0	0	0	0	2	0	0	0
PORTUGAL	34	0	0	0	0	0	0	0	0	0	0	0	0	0	0	0	0	10	2	0	0
PUERTO RICO	0	0	0	0	0	0	0	0	0	0	0	0	0	0	0	0	0	0	0	0	0
QATAR	0	0	0	0	0	0	0	0	0	0	0	0	0	0	0	0	0	0	0	0	0
REPUBLIC OF MOLDOVA	1	0	0	0	0	0	1	0	0	0	0	0	0	0	0	0	0	0	0	0	0
REUNION ISLAND	0	0	0	0	0	0	0	0	0	0	0	0	0	0	0	0	0	0	0	0	0
ROMANIA	58	0	0	2	0	0	5	0	0	0	0	0	0	0	0	0	0	30	0	0	0
RUSSIA	12	0	0	0	0	0	4	0	0	0	0	0	0	0	0	0	0	7	0	0	0
RWANDA	1	0	0	0	0	0	0	0	0	0	0	0	0	0	0	0	0	0	0	0	0
SAMOA	1	0	0	0	0	0	0	0	0	0	0	0	0	0	0	0	0	0	0	0	0
SAN MARINO	0	0	0	0	0	0	0	0	0	0	0	0	0	0	0	0	0	0	0	0	0
SAO TOME AND PRINCIPE	0	0	0	0	0	0	0	0	0	0	0	0	0	0	0	0	0	0	0	0	0
SAUDI ARABIA	3	0	0	0	0	0	0	0	0	0	0	0	0	0	0	0	0	1	0	0	0
SCOTLAND	0	0	0	0	0	0	0	0	0	0	0	0	0	0	0	0	0	0	0	0	0
SENEGAL	0	0	0	0	0	0	0	0	0	0	0	0	0	0	0	0	0	0	0	0	0
SERBIA	12	0	0	0	0	0	0	0	0	0	0	0	0	0	2	0	0	4	0	0	0
SEYCHELLES	0	0	0	0	0	0	0	0	0	0	0	0	0	0	0	0	0	0	0	0	0
SIERRA LEONE	0	0	0	0	0	0	0	0	0	0	0	0	0	0	0	0	0	0	0	0	0
SINGAPORE	2	0	0	0	0	0	0	0	0	0	0	0	0	0	0	0	0	2	0	0	0
SINT MAARTEN	0	0	0	0	0	0	0	0	0	0	0	0	0	0	0	0	0	0	0	0	0
SLOVAKIA	0	0	0	0	0	0	0	0	0	0	0	0	0	0	0	0	0	0	0	0	0
SLOVENIA	0	0	0	0	0	0	0	0	0	0	0	0	0	0	0	0	0	0	0	0	0
SOLOMON ISLANDS	0	0	0	0	0	0	0	0	0	0	0	0	0	0	0	0	0	0	0	0	0
SOMALIA	0	0	0	0	0	0	0	0	0	0	0	0	0	0	0	0	0	0	0	0	0

July 2021 Totals by Location Moved From, and By County Moved To

FROM / TO	TOTAL	GRAYS																			
		ADAMS	ASOTIN	BENTON	CHELAN	CLALLAM	CLARK	COLUMBIA	COWLITZ	DOUGLAS	FERRY	FRANKLIN	GARFIELD	GRANT	HARBOR	ISLAND	JEFFERSON	KING	KITSAP	KITTITAS	KLCKITAT
SOUTH AFRICA	2	0	0	0	0	0	0	0	0	0	0	0	0	0	0	0	0	1	0	0	0
SOUTH GEORGIA-SANDWIC	0	0	0	0	0	0	0	0	0	0	0	0	0	0	0	0	0	0	0	0	0
SOUTH KOREA	65	0	0	1	0	0	1	0	0	0	0	0	0	0	0	0	0	39	0	0	0
SOUTH SUDAN	0	0	0	0	0	0	0	0	0	0	0	0	0	0	0	0	0	0	0	0	0
SPAIN	0	0	0	0	0	0	0	0	0	0	0	0	0	0	0	0	0	0	0	0	0
SRI LANKA	0	0	0	0	0	0	0	0	0	0	0	0	0	0	0	0	0	0	0	0	0
ST. BARTHÉLEMY	0	0	0	0	0	0	0	0	0	0	0	0	0	0	0	0	0	0	0	0	0
ST. HELENA	0	0	0	0	0	0	0	0	0	0	0	0	0	0	0	0	0	0	0	0	0
ST. KITTS NEVIS	0	0	0	0	0	0	0	0	0	0	0	0	0	0	0	0	0	0	0	0	0
ST. LUCIA	0	0	0	0	0	0	0	0	0	0	0	0	0	0	0	0	0	0	0	0	0
ST. PIERRE AND MIQUELON	0	0	0	0	0	0	0	0	0	0	0	0	0	0	0	0	0	0	0	0	0
ST. VINCENT AND THE GRE	0	0	0	0	0	0	0	0	0	0	0	0	0	0	0	0	0	0	0	0	0
SUDAN	0	0	0	0	0	0	0	0	0	0	0	0	0	0	0	0	0	0	0	0	0
SURINAME	0	0	0	0	0	0	0	0	0	0	0	0	0	0	0	0	0	0	0	0	0
SVALBARD AND JAN MAYE	0	0	0	0	0	0	0	0	0	0	0	0	0	0	0	0	0	0	0	0	0
SWAZILAND	0	0	0	0	0	0	0	0	0	0	0	0	0	0	0	0	0	0	0	0	0
SWEDEN	1	0	0	0	0	0	0	0	0	0	0	0	0	0	0	0	0	1	0	0	0
SWITZERLAND	0	0	0	0	0	0	0	0	0	0	0	0	0	0	0	0	0	0	0	0	0
SYRIAN ARAB REPUBLIC	0	0	0	0	0	0	0	0	0	0	0	0	0	0	0	0	0	0	0	0	0
TAIWAN	45	0	0	0	1	0	0	0	0	0	0	0	0	0	0	0	0	40	0	0	0
TAJIKISTAN	0	0	0	0	0	0	0	0	0	0	0	0	0	0	0	0	0	0	0	0	0
TANZANIA	1	0	0	0	0	0	0	0	0	0	0	0	0	0	0	0	0	1	0	0	0
THAILAND	3	0	0	1	0	0	0	0	0	0	0	0	0	0	0	0	0	2	0	0	0
TIMOR-LESTE	0	0	0	0	0	0	0	0	0	0	0	0	0	0	0	0	0	0	0	0	0
TOGO	0	0	0	0	0	0	0	0	0	0	0	0	0	0	0	0	0	0	0	0	0
TOKELAU	0	0	0	0	0	0	0	0	0	0	0	0	0	0	0	0	0	0	0	0	0
TONGA	1	0	0	0	0	0	0	0	0	0	0	0	0	0	0	0	0	1	0	0	0
TRINIDAD AND TOBAGO	0	0	0	0	0	0	0	0	0	0	0	0	0	0	0	0	0	0	0	0	0
TUNISIA	0	0	0	0	0	0	0	0	0	0	0	0	0	0	0	0	0	0	0	0	0
TURKEY	2	0	0	0	0	0	0	0	0	0	0	0	0	0	0	0	0	2	0	0	0
TURKMENISTAN	0	0	0	0	0	0	0	0	0	0	0	0	0	0	0	0	0	0	0	0	0
TURKS AND CAICOS ISLAN	0	0	0	0	0	0	0	0	0	0	0	0	0	0	0	0	0	0	0	0	0
TUVALU	0	0	0	0	0	0	0	0	0	0	0	0	0	0	0	0	0	0	0	0	0
UGANDA	0	0	0	0	0	0	0	0	0	0	0	0	0	0	0	0	0	0	0	0	0
UKRAINE	12	0	0	0	0	0	4	0	0	0	0	0	0	0	1	0	0	2	0	0	0
UNITED ARAB EMIRATES	2	0	0	0	0	0	0	0	0	0	0	0	0	0	0	0	0	2	0	0	0
UNITED KINGDOM	5	0	0	0	0	0	0	0	0	0	0	0	0	0	0	0	0	4	0	0	0
URUGUAY	0	0	0	0	0	0	0	0	0	0	0	0	0	0	0	0	0	0	0	0	0
US MINOR OUTLYING ISLAI	0	0	0	0	0	0	0	0	0	0	0	0	0	0	0	0	0	0	0	0	0
UZBEKISTAN	0	0	0	0	0	0	0	0	0	0	0	0	0	0	0	0	0	0	0	0	0
VANUATU	0	0	0	0	0	0	0	0	0	0	0	0	0	0	0	0	0	0	0	0	0
VENEZUELA	12	0	0	0	0	0	1	0	0	0	0	0	0	0	0	0	0	6	0	0	0
VIET NAM	0	0	0	0	0	0	0	0	0	0	0	0	0	0	0	0	0	0	0	0	0
VIRGIN ISLANDS	2	0	0	0	0	0	0	0	0	0	0	0	0	0	0	0	0	1	0	0	0
VIRGIN ISLANDS, BRITISH	0	0	0	0	0	0	0	0	0	0	0	0	0	0	0	0	0	0	0	0	0
VIRGIN ISLANDS, U.S.	0	0	0	0	0	0	0	0	0	0	0	0	0	0	0	0	0	0	0	0	0
WALES	0	0	0	0	0	0	0	0	0	0	0	0	0	0	0	0	0	0	0	0	0
WALLIS-FUTUNA	0	0	0	0	0	0	0	0	0	0	0	0	0	0	0	0	0	0	0	0	0
WESTERN SAHARA	0	0	0	0	0	0	0	0	0	0	0	0	0	0	0	0	0	0	0	0	0
YEMEN	0	0	0	0	0	0	0	0	0	0	0	0	0	0	0	0	0	0	0	0	0
ZAMBIA	0	0	0	0	0	0	0	0	0	0	0	0	0	0	0	0	0	0	0	0	0
ZIMBABWE	0	0	0	0	0	0	0	0	0	0	0	0	0	0	0	0	0	0	0	0	0
** TOTAL **	17366	12	81	318	122	176	1680	10	164	51	11	81	7	75	102	248	76	6584	685	61	84



### July 2021 Totals by Location Moved From, and By County Moved To

FROM / TO	LEWIS	LINCOLN	MASON	OKANAGON	PACIFIC	PEND OREILLE	PIERCE	SAN JUAN	SKAGIT	SKAMANIA	SNOHOMISH	SPOKANE	STEVENS	THURSTON	WAHIAKUM	WALLA WALLA	WHATCOM	WHITMAN	YAKIMA	UNKNOWN
ALABAMA	0	0	1	0	0	1	18	0	0	0	9	5	0	5	0	2	1	1	0	6
ALASKA	3	1	1	2	1	0	40	0	5	0	14	19	5	20	0	2	10	2	3	8
ARIZONA	6	0	2	1	7	3	82	0	9	3	54	74	9	35	2	3	24	8	12	17
ARKANSAS	2	0	1	1	0	0	8	0	0	0	9	5	0	4	0	0	0	0	1	2
CALIFORNIA	14	1	17	9	9	9	333	15	39	3	250	266	15	146	0	15	115	27	36	93
COLORADO	7	0	4	2	1	2	68	1	8	1	42	44	4	31	0	2	29	5	5	23
CONNECTICUT	0	0	1	0	0	0	7	0	0	1	2	5	0	0	0	0	1	0	0	3
DELAWARE	0	0	0	0	0	0	3	0	0	0	0	0	0	1	0	0	2	0	0	0
FLORIDA	5	2	3	1	0	0	59	2	7	1	50	28	0	33	0	3	11	6	7	27
GEORGIA	0	0	4	0	0	2	35	0	3	0	17	14	0	18	0	2	7	2	2	10
HAWAII	1	0	0	2	0	0	45	0	1	1	21	23	1	23	0	2	5	6	0	15
IDAHO	1	1	3	4	4	6	27	0	7	0	31	216	11	17	0	7	19	46	8	14
ILLINOIS	0	0	1	0	0	2	37	0	4	1	23	17	4	10	0	9	8	5	6	13
INDIANA	3	0	3	0	0	0	11	0	2	0	9	7	0	8	0	0	3	0	1	5
IOWA	0	0	0	0	0	0	10	3	3	0	5	6	0	6	0	0	3	2	1	3
KANSAS	0	0	1	0	2	0	24	0	1	1	16	10	0	13	0	0	4	0	0	4
KENTUCKY	1	0	0	0	0	0	11	1	0	0	1	8	0	7	0	0	2	2	0	3
LOUISIANA	1	0	0	1	1	0	12	0	1	0	7	6	0	3	0	0	2	2	0	3
MAINE	0	0	1	0	0	0	3	1	0	0	3	1	0	4	0	1	1	0	0	1
MARYLAND	0	0	0	0	0	0	27	2	3	0	15	8	0	9	0	0	3	3	0	9
MASSACHUSETTS	0	0	0	0	0	0	20	0	0	0	18	4	0	2	1	0	2	1	1	4
MICHIGAN	0	0	1	0	0	0	21	0	4	0	18	8	0	7	0	1	1	2	2	5
MINNESOTA	0	0	1	0	0	0	20	0	1	1	10	14	1	8	0	1	5	0	2	3
MISSISSIPPI	0	0	0	0	1	0	5	0	1	0	2	3	0	1	0	0	1	0	0	1
MISSOURI	0	0	0	0	0	1	16	0	1	0	20	10	1	12	0	2	3	2	1	4
MONTANA	5	0	3	3	1	0	11	1	4	0	18	43	3	5	0	0	16	2	7	4
NEBRASKA	0	0	1	0	2	0	8	0	0	0	2	7	2	7	0	0	1	0	2	1
NEVADA	2	0	1	2	1	5	39	2	10	0	31	26	2	15	0	3	8	2	9	8
NEW HAMPSHIRE	0	0	0	0	0	0	3	0	1	0	2	1	0	2	0	1	0	0	1	3
NEW JERSEY	0	0	2	0	0	0	21	1	0	0	13	2	0	8	0	0	4	3	0	6
NEW MEXICO	0	0	0	0	2	0	17	1	1	0	13	8	3	11	0	1	3	1	0	9
NEW YORK	0	0	5	0	1	0	33	1	3	0	27	11	0	18	2	0	14	2	2	12
NORTH CAROLINA	2	0	0	0	0	0	32	0	2	0	10	9	0	24	0	1	10	3	4	10
NORTH DAKOTA	0	0	0	0	3	0	2	0	1	0	1	6	0	2	0	0	1	0	0	1
OHIO	1	0	0	1	0	0	26	0	2	0	16	5	0	10	0	0	6	2	1	4
OKLAHOMA	0	0	1	0	2	1	23	0	1	1	8	7	0	9	0	0	4	1	0	7
OREGON	15	2	8	4	40	3	75	4	6	21	77	86	9	62	3	35	39	13	21	51
PENNSYLVANIA	0	0	2	1	0	0	20	1	3	0	17	12	0	12	0	0	1	5	1	7
RHODE ISLAND	0	0	0	1	0	0	1	0	0	0	0	0	0	0	0	1	1	0	0	0
SOUTH CAROLINA	0	0	0	0	0	0	16	0	0	0	5	9	2	7	0	1	1	0	1	1
SOUTH DAKOTA	0	1	0	0	2	0	2	0	3	0	3	6	0	4	0	1	5	4	1	0
TENNESSEE	0	0	0	0	0	0	11	0	1	0	8	4	0	5	0	1	8	0	2	1
TEXAS	2	0	3	0	0	0	108	2	14	1	85	44	5	38	0	4	29	8	12	35
UTAH	0	0	0	0	1	0	23	2	5	3	27	29	2	13	0	2	15	2	2	3
VERMONT	0	0	0	0	0	0	4	1	0	0	1	3	0	0	0	0	4	0	0	2
VIRGINIA	2	0	2	0	0	0	29	0	6	0	12	16	0	18	0	0	11	2	2	7
WASHINGTON	0	0	0	0	0	0	0	0	0	0	0	0	0	0	0	0	0	0	0	0
WEST VIRGINIA	0	0	0	0	0	0	0	0	0	0	2	1	1	0	0	0	2	0	1	0
WISCONSIN	1	0	3	0	1	0	11	0	4	1	16	15	0	7	0	2	7	0	6	5
WYOMING	3	0	2	0	0	0	7	0	0	0	3	4	0	2	0	0	1	1	2	4
DISTRICT OF COLUMBIA	0	0	0	0	0	0	2	0	1	0	2	2	0	2	0	0	1	0	0	1
AFGHANISTAN	0	0	0	0	0	0	0	0	0	0	0	0	0	0	0	0	0	0	0	0
ÅLAND ISLANDS	0	0	0	0	0	0	0	0	0	0	0	0	0	0	0	0	0	0	0	0
ALBANIA	0	0	0	0	0	0	0	0	0	0	0	0	0	0	0	0	0	0	0	0
ALGERIA	0	0	0	0	0	0	0	0	0	0	0	0	0	0	0	0	0	0	0	0
AMERICAN SAMOA	0	0	0	0	0	0	5	0	0	0	1	0	0	3	0	0	0	0	0	0
ANDORRA	0	0	0	0	0	0	0	0	0	0	0	0	0	0	0	0	0	0	0	0

July 2021 Totals by Location Moved From, and By County Moved To

FROM / TO	LEWIS	LINCOLN	MASON	OKANAGON	PACIFIC	PEND OREILLE	PIERCE	SAN JUAN	SKAGIT	SKAMANIA	SNOHOMISH	SPOKANE	STEVENS	THURSTON	WAHIAKIUM	WALLA WALLA	WHATCOM	WHITMAN	YAKIMA	UNKNOWN	
ANGOLA	0	0	0	0	0	0	0	0	0	0	0	0	0	0	0	0	0	0	0	0	0
ANGUILLA	0	0	0	0	0	0	0	0	0	0	0	0	0	0	0	0	0	0	0	0	0
ANTARCTICA	0	0	0	0	0	0	0	0	0	0	0	0	0	0	0	0	0	0	0	0	0
ANTIGUA-BARBUDA	0	0	0	0	0	0	0	0	0	0	0	0	0	0	0	0	0	0	0	0	0
ARGENTINA	0	0	0	0	0	0	0	0	0	0	0	0	0	0	0	0	0	0	0	0	0
ARMENIA	0	0	0	0	0	0	0	0	0	0	0	0	0	0	0	0	0	0	0	0	0
ARUBA	0	0	0	0	0	0	0	0	0	0	0	0	0	0	0	0	0	0	0	0	0
AUSTRALIA	0	0	0	0	0	0	0	0	1	0	0	0	0	0	0	0	0	0	0	0	1
AUSTRIA	0	0	0	0	0	0	0	0	0	0	0	0	0	0	0	0	0	0	0	0	0
AZERBAIJAN	0	0	0	0	0	0	0	0	0	0	0	0	0	0	0	0	0	0	0	0	0
BAHAMAS	0	0	0	0	0	0	1	0	0	0	0	0	0	0	0	0	0	0	0	0	0
BAHRAIN	0	0	0	0	0	0	0	0	0	0	0	0	0	1	0	0	0	0	0	0	0
BANGLADESH	0	0	0	0	0	0	0	0	0	0	0	0	0	0	0	0	0	0	0	0	0
BARBADOS	0	0	0	0	0	0	0	0	0	0	0	0	0	0	0	0	0	0	0	0	0
BELARUS	0	0	0	0	0	0	1	0	0	0	0	0	0	0	0	0	0	0	0	0	0
BELGIUM	0	0	0	0	0	0	0	0	0	0	0	0	0	0	0	0	0	0	0	0	0
BELIZE	0	0	0	0	0	0	0	0	0	0	0	0	0	0	0	0	0	0	0	0	0
BENIN	0	0	0	0	0	0	0	0	0	0	0	0	0	0	0	0	0	0	0	0	0
BERMUDA	0	0	0	0	0	0	0	0	0	0	0	0	0	0	0	0	0	0	0	0	0
BHUTAN	0	0	0	0	0	0	0	0	0	0	0	0	0	0	0	0	0	0	0	0	0
BOLIVIA	0	0	0	0	0	0	1	0	0	0	0	0	0	0	0	0	0	0	0	0	0
BONAIRE, SINT EUSTATIUS	0	0	0	0	0	0	0	0	0	0	0	0	0	0	0	0	0	0	0	0	0
BOSNIA AND HERZEGOVIN.	0	0	0	0	0	0	0	0	0	0	0	0	0	0	0	0	0	0	0	0	0
BOTSWANA	0	0	0	0	0	0	0	0	0	0	0	0	0	0	0	0	0	0	0	0	0
BOUVET ISLAND	0	0	0	0	0	0	0	0	0	0	0	0	0	0	0	0	0	0	0	0	0
BRAZIL	0	0	0	0	0	0	0	0	0	0	4	0	0	0	0	0	0	0	0	0	3
BRITISH INDIAN OCEAN TEI	0	0	0	0	0	0	0	0	0	0	0	0	0	0	0	0	0	0	0	0	0
BRUNEI DARUSSALAM	0	0	0	0	0	0	0	0	0	0	0	0	0	0	0	0	0	0	0	0	0
BULGARIA	0	0	0	0	0	0	0	0	0	0	0	0	0	0	0	0	0	0	0	0	0
BURKINA FASO	0	0	0	0	0	0	0	0	0	0	0	0	0	0	0	0	0	0	0	0	0
BURUNDI	0	0	0	0	0	0	0	0	0	0	0	0	0	0	0	0	0	0	0	0	0
CAMBODIA	0	0	0	0	0	0	0	0	0	0	0	0	0	0	0	0	0	0	0	0	0
CAMEROON	0	0	0	0	0	0	0	0	0	0	0	0	0	1	0	0	0	0	0	0	0
CANADA	0	0	0	2	0	0	4	0	0	0	20	2	1	3	0	1	15	0	0	0	4
CAPE VERDE	0	0	0	0	0	0	0	0	0	0	0	0	0	0	0	0	0	0	0	0	0
CAYMAN ISLANDS	0	0	0	0	0	0	0	0	0	0	0	0	0	0	0	0	0	0	0	0	0
CENTRAL AFRICAN REPUB	0	0	0	0	0	0	0	0	0	0	0	0	0	0	0	0	0	0	0	0	0
CHAD	0	0	0	0	0	0	0	0	0	0	0	0	0	0	0	0	0	0	0	0	0
CHILE	0	0	0	0	0	0	0	0	0	1	0	0	0	0	0	0	0	0	0	0	0
CHINA	0	0	0	0	0	0	3	0	0	1	1	0	0	0	0	0	0	0	0	0	2
CHRISTMAS ISLAND	0	0	0	0	0	0	0	0	0	0	0	0	0	0	0	0	0	0	0	0	0
COCOS (KEELING) ISLANDS	0	0	0	0	0	0	0	0	0	0	0	0	0	0	0	0	0	0	0	0	0
COLOMBIA	0	0	0	0	0	0	1	0	0	5	0	0	0	0	0	0	0	0	0	0	0
COMOROS	0	0	0	0	0	0	0	0	0	0	0	0	0	0	0	0	0	0	0	0	0
CONGO	0	0	0	0	0	0	0	0	0	0	0	0	0	0	0	0	0	0	0	0	0
CONGO,THE DEMOCRATIC	0	0	0	0	0	0	0	0	0	0	0	0	0	0	0	0	0	0	0	0	0
COOK ISLANDS	0	0	0	0	0	0	0	0	0	0	0	0	0	0	0	0	0	0	0	0	0
COSTA RICA	0	0	0	0	0	0	0	0	0	1	0	0	0	0	0	0	0	0	0	0	0
CÔTE D'IVOIRE	0	0	0	0	0	0	0	0	0	0	0	0	0	0	0	0	0	0	0	0	0
CROATIA	0	0	0	0	0	0	0	0	0	0	0	0	0	0	0	0	0	0	0	0	0
CUBA	0	0	0	0	0	0	0	0	0	0	0	0	0	0	0	0	0	0	0	0	0
CURACAEO	0	0	0	0	0	0	0	0	0	0	0	0	0	0	0	0	0	0	0	0	0
CYPRUS	0	0	0	0	0	0	0	0	0	0	0	0	0	0	0	0	0	0	0	0	0
CZECH REPUBLIC	0	0	0	0	0	0	0	0	0	0	0	0	0	0	0	0	0	0	0	0	0
DENMARK	0	0	0	0	0	0	0	0	0	0	0	0	0	0	0	0	0	0	0	0	0
DJIBOUTI	0	0	0	0	0	0	0	0	0	0	0	0	0	0	0	0	0	0	0	0	0
DOMINICA	0	0	0	0	0	0	0	0	0	0	0	0	0	0	0	0	0	0	0	0	0
DOMINICAN REPUBLIC	0	0	0	0	0	0	1	0	0	1	0	0	0	0	0	0	0	0	0	0	0
ECUADOR	0	0	0	0	0	0	0	0	0	2	0	0	0	0	0	0	0	0	0	0	0
EGYPT	0	0	0	0	0	0	0	0	0	0	0	0	0	0	0	0	0	0	0	0	0
EL SALVADOR	0	0	0	0	0	0	0	0	0	2	0	0	0	0	0	0	0	0	0	0	0

July 2021 Totals by Location Moved From, and By County Moved To

FROM / TO	LEWIS	LINCOLN	MASON	OKANAGON	PACIFIC	PEND OREILLE	PIERCE	SAN JUAN	SKAGIT	SKAMANIA	SNOHOMISH	SPOKANE	STEVENS	THURSTON	WAHIAKUM	WALLA WALLA	WHATCOM	WHITMAN	YAKIMA	UNKNOWN
ENGLAND	0	0	0	0	0	0	0	0	0	0	0	0	0	0	0	0	0	0	0	0
EQUATORIAL GUINEA	0	0	0	0	0	0	0	0	0	0	0	0	0	0	0	0	0	0	0	0
ERITREA	0	0	0	0	0	0	0	0	0	0	1	0	0	0	0	0	0	0	0	0
ESTONIA	0	0	0	0	0	0	0	0	0	0	0	0	0	0	0	0	0	0	0	0
ETHIOPIA	0	0	0	0	0	0	0	0	0	0	0	0	0	0	0	0	0	0	0	0
FALKLAND ISLANDS (MALV	0	0	0	0	0	0	0	0	0	0	0	0	0	0	0	0	0	0	0	0
FAROE ISLANDS	0	0	0	0	0	0	0	0	0	0	0	0	0	0	0	0	0	0	0	0
FEDERAL STATES OF MICR	0	0	0	0	0	0	0	0	0	0	0	0	0	1	0	0	0	0	0	0
FIJI	0	0	0	0	0	0	0	0	0	0	0	0	0	0	0	0	0	0	0	0
FINLAND	0	0	0	0	0	0	0	0	0	0	0	0	0	0	0	0	0	0	0	0
FRANCE	0	0	0	0	0	0	1	0	0	0	0	0	0	0	0	0	0	0	0	0
FRENCH GUIANA	0	0	0	0	0	0	0	0	0	0	0	0	0	0	0	0	0	0	0	0
FRENCH POLYNESIA	0	0	0	0	0	0	0	0	0	0	0	0	0	0	0	0	0	0	0	0
FRENCH SOUTHERN TERRI	0	0	0	0	0	0	0	0	0	0	0	0	0	0	0	0	0	0	0	0
GABON	0	0	0	0	0	0	0	0	0	0	0	0	0	0	0	0	0	0	0	0
GAMBIA	0	0	0	0	0	0	0	0	0	0	0	0	0	0	0	0	0	0	0	0
GEORGIA (Country)	0	0	0	0	0	0	0	0	0	0	0	0	0	0	0	0	0	0	0	0
GERMANY	0	0	0	0	0	0	5	0	0	0	1	1	0	0	0	0	0	1	0	2
GHANA	0	0	0	0	0	0	0	0	0	0	0	0	0	0	0	0	0	0	0	0
GIBRALTAR	0	0	0	0	0	0	0	0	0	0	0	0	0	0	0	0	0	0	0	0
GREECE	0	0	0	0	0	0	0	0	0	0	0	0	0	0	0	0	0	0	0	0
GREENLAND	0	0	0	0	0	0	0	0	0	0	0	0	0	0	0	0	0	0	0	0
GRENADA	0	0	0	0	0	0	0	0	0	0	0	0	0	0	0	0	0	0	0	0
GUADELOUPE	0	0	0	0	0	0	0	0	0	0	0	0	0	0	0	0	0	0	0	0
GUAM	0	0	2	0	0	0	17	0	0	0	5	2	0	6	0	0	0	0	0	0
GUANAJUATO	0	0	0	0	0	0	0	0	0	0	0	0	0	0	0	0	0	0	0	1
GUATEMALA	0	0	0	0	0	0	0	0	0	0	0	0	0	0	0	0	0	0	0	0
GUERNSEY	0	0	0	0	0	0	0	0	0	0	0	0	0	0	0	0	0	0	0	0
GUINEA	0	0	0	0	0	0	0	0	0	0	0	0	0	0	0	0	0	0	0	0
GUINEA-BISSAU	0	0	0	0	0	0	0	0	0	0	0	0	0	0	0	0	0	0	0	0
GUYANA	0	0	0	0	0	0	0	0	0	0	0	0	0	0	0	0	0	0	0	0
HAITI	0	0	0	0	0	0	0	0	0	0	0	0	0	0	0	0	0	0	0	0
HEARD ISLAND-MCDONALD	0	0	0	0	0	0	0	0	0	0	1	0	0	0	0	0	0	0	0	0
HOLY SEE (VATICAN CITY	0	0	0	0	0	0	0	0	0	0	1	0	0	0	0	1	0	0	0	1
HONDURAS	0	0	0	0	0	0	0	0	0	0	0	0	0	0	0	0	0	0	0	0
HONG KONG	0	0	0	0	0	0	0	0	0	0	0	0	0	0	0	0	0	0	0	0
HUNGARY	0	0	0	0	0	0	0	0	0	0	0	0	0	0	0	0	0	0	0	0
ICELAND	0	0	0	0	0	0	2	0	0	0	2	0	0	0	0	0	0	0	0	4
INDIA	0	0	0	0	0	0	0	0	0	0	0	0	0	0	0	0	0	0	0	0
INDONESIA	0	0	0	0	0	0	0	0	0	0	0	0	0	0	0	0	0	0	0	0
IRAN	0	0	0	0	0	0	0	0	0	0	0	0	0	0	0	0	0	0	0	0
IRAQ	0	0	0	0	0	0	0	0	0	0	1	0	0	0	0	0	0	0	0	1
IRELAND	0	0	0	0	0	0	0	0	0	0	0	0	0	0	0	0	0	0	0	0
ISLE OF MAN	0	0	0	0	0	0	0	0	0	0	1	0	0	0	0	0	0	0	0	1
ISRAEL	0	0	0	0	0	0	0	0	0	0	0	0	0	0	0	0	0	0	0	0
ITALY	0	0	0	2	0	0	0	0	0	0	1	0	0	0	0	0	0	0	0	0
JAMAICA	0	0	0	0	0	0	3	0	0	0	5	0	0	3	0	0	1	1	0	5
JAPAN	0	0	0	0	0	0	0	0	0	0	0	0	0	1	0	0	0	0	0	0
JERSEY	0	0	0	0	0	0	0	0	0	0	0	0	0	1	0	0	0	0	0	0
JORDAN	0	0	0	0	0	0	0	0	0	0	0	0	0	0	0	0	0	0	0	0
KAZAKHSTAN	0	0	0	0	0	0	3	0	0	0	0	0	0	1	0	0	0	0	0	1
KENYA	0	0	0	0	0	0	0	0	0	0	0	0	0	0	0	0	0	0	0	0
KIRIBATI	0	0	0	0	0	0	0	0	0	0	0	0	0	0	0	0	0	0	0	0
KUWAIT	0	0	0	0	0	0	0	0	0	0	1	0	0	0	0	0	0	0	0	0
KYRGYZSTAN	0	0	0	0	0	0	0	0	0	0	0	0	0	0	0	0	0	0	0	0
LAOS	0	0	0	0	0	0	0	0	0	0	0	0	0	0	0	0	0	0	0	0
LATVIA	0	0	0	0	0	0	0	0	0	0	0	0	0	0	0	0	0	0	0	0
LEBANON	0	0	0	0	0	0	0	0	0	0	0	0	0	0	0	0	0	0	0	0
LESOTHO	0	0	0	0	0	0	0	0	0	0	0	0	0	0	0	0	0	0	0	0
LIBERIA	0	0	0	0	0	0	0	0	0	0	1	0	0	0	0	0	0	0	0	0
LIBYA	0	0	0	0	0	0	0	0	0	0	0	0	0	0	0	0	0	0	0	0
LIECHTENSTEIN	0	0	0	0	0	0	0	0	0	0	0	0	0	0	0	0	0	0	0	0
LITHUANIA	0	0	0	0	0	0	0	0	0	0	0	0	0	0	0	0	0	0	0	0
LUXEMBOURG	0	0	0	0	0	0	0	0	0	0	0	0	0	0	0	0	0	0	0	0
MACAU	0	0	0	0	0	0	0	0	0	0	1	0	0	0	0	0	0	0	0	0
MACEDONIA	0	0	0	0	0	0	0	0	0	0	0	0	0	0	0	0	0	0	0	0
MADAGASCAR	0	0	0	0	0	0	0	0	0	0	0	0	0	0	0	0	0	0	0	0

July 2021 Totals by Location Moved From, and By County Moved To

FROM / TO	PEND		SAN			WALLA														
	LEWIS	LINCOLN	MASON	OKANAGON	PACIFIC	OREILLE	PIERCE	JUAN	SKAGIT	SKAMANIA	SNOHOMISH	SPOKANE	STEVENS	THURSTON	WAHIAKUM	WALLA	WHATCOM	WHITMAN	YAKIMA	UNKNOWN
MALAWI	0	0	0	0	0	0	0	0	0	0	0	0	0	0	0	0	0	0	0	0
MALAYSIA	0	0	0	0	0	0	0	0	0	0	0	0	0	0	0	0	0	0	0	0
MALDIVES	0	0	0	0	0	0	0	0	0	0	0	0	0	0	0	0	0	0	0	0
MALI	0	0	0	0	0	0	0	0	0	0	0	0	0	0	0	0	0	0	0	0
MALTA	0	0	0	0	0	0	0	0	0	0	0	2	0	0	0	0	0	0	0	0
MARSHALL ISLANDS	0	0	0	0	0	0	0	0	0	0	0	0	0	0	0	0	0	0	0	0
MARTINIQUE	0	0	0	0	0	0	0	0	0	0	0	0	0	0	0	0	0	0	0	0
MAURITANIA	0	0	0	0	0	0	0	0	0	0	0	0	0	0	0	0	0	0	0	0
MAURITIUS	0	0	0	0	0	0	0	0	0	0	0	0	0	0	0	0	0	0	0	0
MAYOTTE ISLAND	1	0	0	1	0	0	12	0	4	0	11	2	0	5	0	1	3	0	12	7
MEXICO	0	0	0	0	0	0	0	0	0	0	0	0	0	0	0	0	0	0	0	0
MONACO	0	0	0	0	0	0	0	0	0	0	0	0	0	0	0	0	0	0	0	0
MONGOLIA	0	0	0	0	0	0	0	0	0	0	0	0	0	0	0	0	0	0	0	0
MONTENEGRO	0	0	0	0	0	0	0	0	0	0	0	0	0	0	0	0	0	0	0	0
MONTSERRAT	0	0	0	0	0	0	2	0	0	0	0	0	0	0	0	0	0	0	0	0
MOROCCO	0	0	0	0	0	0	0	0	0	0	0	0	0	0	0	0	0	0	0	0
MOZAMBIQUE	0	0	0	0	0	0	0	0	0	0	0	0	0	0	0	0	0	0	0	0
MYANMAR	0	0	0	0	0	0	0	0	0	0	0	0	0	0	0	0	0	0	0	0
NAMIBIA	0	0	0	0	0	0	0	0	0	0	0	0	0	0	0	0	0	0	0	0
NAURU	0	0	0	0	0	0	0	0	0	0	0	0	0	0	0	0	0	0	0	0
NEPAL	0	0	0	0	0	0	0	0	0	0	0	0	0	0	0	0	0	0	0	0
NETHERLANDS	0	0	0	0	0	0	0	0	0	0	0	0	0	0	0	0	0	0	0	0
NEW CALEDONIA	0	0	0	0	0	0	0	0	0	0	0	0	0	0	0	0	0	0	0	0
NEW ZEALAND	0	0	0	0	0	0	0	0	0	0	1	1	0	0	0	0	0	0	0	0
NICARAGUA	0	0	0	0	0	0	0	0	0	0	0	0	0	0	0	0	0	0	0	0
NIGER	0	0	0	0	0	0	0	0	0	0	0	0	0	0	0	0	0	0	0	0
NIGERIA	0	0	0	0	0	0	0	0	0	0	0	0	0	0	0	0	0	0	0	0
NIUE	0	0	0	0	0	0	0	0	0	0	0	0	0	0	0	0	0	0	0	0
NORFOLK ISLAND	0	0	0	0	0	0	0	0	0	0	0	0	0	0	0	0	0	0	0	0
NORTH KOREA	0	0	0	0	0	0	0	0	0	0	0	0	0	0	0	0	0	0	0	0
NORTHERN IRELAND	0	0	0	0	0	0	7	0	0	0	2	1	0	0	0	0	0	0	0	0
NORTHERN MARIANA ISLAI	0	0	0	0	0	0	0	0	0	0	0	0	0	0	0	0	0	0	0	0
NORWAY	0	0	0	0	0	0	0	0	0	0	0	0	0	0	0	0	0	0	0	0
OCCUPIED PALESTINIAN TI	0	0	0	0	0	0	0	0	0	0	0	0	0	0	0	0	0	0	0	0
OMAN	0	0	0	0	0	0	0	0	0	0	0	0	0	0	0	0	0	0	0	0
PAKISTAN	0	0	0	0	0	0	1	0	0	0	0	0	0	0	0	0	0	0	0	0
PALAU	0	0	0	0	0	0	0	0	0	0	0	0	0	0	0	0	0	0	0	0
PANAMA	0	0	0	0	0	0	0	0	0	0	0	0	0	0	0	0	0	0	0	0
PAPUA NEW GUINEA	0	0	0	0	0	0	0	0	0	0	0	0	0	0	0	0	0	0	0	0
PARAGUAY	0	0	0	0	0	0	0	0	0	0	0	0	0	0	0	0	0	0	0	0
PERU	0	0	0	0	0	0	0	0	0	0	1	0	0	0	0	0	0	0	0	0
PHILIPPINES	0	0	0	0	0	0	0	0	0	0	0	0	0	0	0	0	0	0	0	0
PITCAIRN	0	0	0	0	0	0	0	0	0	0	0	0	0	0	0	0	0	0	0	0
POLAND	0	0	0	0	0	0	0	0	0	0	0	0	0	0	0	0	0	0	0	0
PORTUGAL	0	0	0	0	0	0	10	0	0	0	0	1	0	5	0	0	3	0	0	3
PUERTO RICO	0	0	0	0	0	0	0	0	0	0	0	0	0	0	0	0	0	0	0	0
QATAR	0	0	0	0	0	0	0	0	0	0	0	0	0	0	0	0	0	0	0	0
REPUBLIC OF MOLDOVA	0	0	0	0	0	0	0	0	0	0	0	0	0	0	0	0	0	0	0	0
REUNION ISLAND	0	0	0	0	0	0	0	0	0	0	0	0	0	0	0	0	0	0	0	0
ROMANIA	0	0	0	0	0	0	5	0	0	0	14	0	0	0	0	0	0	0	0	2
RUSSIA	0	0	0	0	0	0	1	0	0	0	0	0	0	0	0	0	0	0	0	0
RWANDA	0	0	0	0	0	0	1	0	0	0	0	0	0	0	0	0	0	0	0	0
SAMOA	0	0	0	0	0	0	1	0	0	0	0	0	0	0	0	0	0	0	0	0
SAN MARINO	0	0	0	0	0	0	0	0	0	0	0	0	0	0	0	0	0	0	0	0
SAO TOME AND PRINCIPE	0	0	0	0	0	0	0	0	0	0	0	0	0	0	0	0	0	0	0	0
SAUDI ARABIA	0	0	0	0	0	0	0	0	0	0	0	0	0	0	0	0	2	0	0	0
SCOTLAND	0	0	0	0	0	0	0	0	0	0	0	0	0	0	0	0	0	0	0	0
SENEGAL	0	0	0	0	0	0	0	0	0	0	0	0	0	0	0	0	0	0	0	0
SERBIA	0	0	0	0	0	0	1	0	0	0	5	0	0	0	0	0	0	0	0	0
SEYCHELLES	0	0	0	0	0	0	0	0	0	0	0	0	0	0	0	0	0	0	0	0
SIERRA LEONE	0	0	0	0	0	0	0	0	0	0	0	0	0	0	0	0	0	0	0	0
SINGAPORE	0	0	0	0	0	0	0	0	0	0	0	0	0	0	0	0	0	0	0	0
SINT MAARTEN	0	0	0	0	0	0	0	0	0	0	0	0	0	0	0	0	0	0	0	0
SLOVAKIA	0	0	0	0	0	0	0	0	0	0	0	0	0	0	0	0	0	0	0	0
SLOVENIA	0	0	0	0	0	0	0	0	0	0	0	0	0	0	0	0	0	0	0	0
SOLOMON ISLANDS	0	0	0	0	0	0	0	0	0	0	0	0	0	0	0	0	0	0	0	0
SOMALIA	0	0	0	0	0	0	0	0	0	0	0	0	0	0	0	0	0	0	0	0

July 2021 Totals by Location Moved From, and By County Moved To

FROM / TO	LEWIS	LINCOLN	MASON	OKANAGON	PACIFIC	PEND	SAN			SKAGIT	SKAMANIA	SNOHOMISH	SPOKANE	STEVENS	THURSTON	WAHIAKUM	WALLA		WHATCOM	WHITMAN	YAKIMA	UNKNOWN
						OREILLE	PIERCE	JUAN	WALLA								WALLA					
SOUTH AFRICA	0	0	0	0	0	0	0	0	0	0	0	0	0	0	0	0	0	1	0	0	0	
SOUTH GEORGIA-SANDWIC	0	0	0	0	0	0	0	0	0	0	0	0	0	0	0	0	0	0	0	0	0	
SOUTH KOREA	0	0	0	0	0	0	9	0	0	0	6	1	0	3	0	0	0	1	0	0	4	
SOUTH SUDAN	0	0	0	0	0	0	0	0	0	0	0	0	0	0	0	0	0	0	0	0		
SPAIN	0	0	0	0	0	0	0	0	0	0	0	0	0	0	0	0	0	0	0	0		
SRI LANKA	0	0	0	0	0	0	0	0	0	0	0	0	0	0	0	0	0	0	0	0		
ST. BARTHÉLEMY	0	0	0	0	0	0	0	0	0	0	0	0	0	0	0	0	0	0	0	0		
ST. HELENA	0	0	0	0	0	0	0	0	0	0	0	0	0	0	0	0	0	0	0	0		
ST. KITTS NEVIS	0	0	0	0	0	0	0	0	0	0	0	0	0	0	0	0	0	0	0	0		
ST. LUCIA	0	0	0	0	0	0	0	0	0	0	0	0	0	0	0	0	0	0	0	0		
ST. PIERRE AND MIQUELON	0	0	0	0	0	0	0	0	0	0	0	0	0	0	0	0	0	0	0	0		
ST. VINCENT AND THE GRE	0	0	0	0	0	0	0	0	0	0	0	0	0	0	0	0	0	0	0	0		
SUDAN	0	0	0	0	0	0	0	0	0	0	0	0	0	0	0	0	0	0	0	0		
SURINAME	0	0	0	0	0	0	0	0	0	0	0	0	0	0	0	0	0	0	0	0		
SVALBARD AND JAN MAYE	0	0	0	0	0	0	0	0	0	0	0	0	0	0	0	0	0	0	0	0		
SWAZILAND	0	0	0	0	0	0	0	0	0	0	0	0	0	0	0	0	0	0	0	0		
SWEDEN	0	0	0	0	0	0	0	0	0	0	0	0	0	0	0	0	0	0	0	0		
SWITZERLAND	0	0	0	0	0	0	0	0	0	0	0	0	0	0	0	0	0	0	0	0		
SYRIAN ARAB REPUBLIC	0	0	0	0	0	0	0	0	0	0	0	0	0	0	0	0	0	0	0	0		
TAIWAN	0	0	0	0	0	0	1	0	0	0	0	1	0	0	0	0	0	1	0	0	1	
TAJIKISTAN	0	0	0	0	0	0	0	0	0	0	0	0	0	0	0	0	0	0	0	0		
TANZANIA	0	0	0	0	0	0	0	0	0	0	0	0	0	0	0	0	0	0	0	0		
THAILAND	0	0	0	0	0	0	0	0	0	0	0	0	0	0	0	0	0	0	0	0		
TIMOR-LESTE	0	0	0	0	0	0	0	0	0	0	0	0	0	0	0	0	0	0	0	0		
TOGO	0	0	0	0	0	0	0	0	0	0	0	0	0	0	0	0	0	0	0	0		
TOKELAU	0	0	0	0	0	0	0	0	0	0	0	0	0	0	0	0	0	0	0	0		
TONGA	0	0	0	0	0	0	0	0	0	0	0	0	0	0	0	0	0	0	0	0		
TRINIDAD AND TOBAGO	0	0	0	0	0	0	0	0	0	0	0	0	0	0	0	0	0	0	0	0		
TUNISIA	0	0	0	0	0	0	0	0	0	0	0	0	0	0	0	0	0	0	0	0		
TURKEY	0	0	0	0	0	0	0	0	0	0	0	0	0	0	0	0	0	0	0	0		
TURKMENISTAN	0	0	0	0	0	0	0	0	0	0	0	0	0	0	0	0	0	0	0	0		
TURKS AND CAICOS ISLAN	0	0	0	0	0	0	0	0	0	0	0	0	0	0	0	0	0	0	0	0		
TUVALU	0	0	0	0	0	0	0	0	0	0	0	0	0	0	0	0	0	0	0	0		
UGANDA	0	0	0	0	0	0	0	0	0	0	0	0	0	0	0	0	0	0	0	0		
UKRAINE	0	0	0	0	0	0	3	0	0	0	0	0	0	0	0	0	0	1	0	0	1	
UNITED ARAB EMIRATES	0	0	0	0	0	0	0	0	0	0	0	0	0	0	0	0	0	0	0	0		
UNITED KINGDOM	0	0	0	1	0	0	0	0	0	0	0	0	0	0	0	0	0	0	0	0		
URUGUAY	0	0	0	0	0	0	0	0	0	0	0	0	0	0	0	0	0	0	0	0		
US MINOR OUTLYING ISLAI	0	0	0	0	0	0	0	0	0	0	0	0	0	0	0	0	0	0	0	0		
UZBEKISTAN	0	0	0	0	0	0	0	0	0	0	0	0	0	0	0	0	0	0	0	0		
VANUATU	0	0	0	0	0	0	0	0	0	0	0	0	0	0	0	0	0	0	0	0		
VENEZUELA	0	0	0	0	0	0	1	0	0	0	3	0	0	1	0	0	0	0	0	0		
VIET NAM	0	0	0	0	0	0	0	0	0	0	0	0	0	0	0	0	0	0	0	0		
VIRGIN ISLANDS	0	0	0	0	0	0	0	0	0	0	0	0	0	1	0	0	0	0	0	0		
VIRGIN ISLANDS, BRITISH	0	0	0	0	0	0	0	0	0	0	0	0	0	0	0	0	0	0	0	0		
VIRGIN ISLANDS, U.S.	0	0	0	0	0	0	0	0	0	0	0	0	0	0	0	0	0	0	0	0		
WALES	0	0	0	0	0	0	0	0	0	0	0	0	0	0	0	0	0	0	0	0		
WALLIS-FUTUNA	0	0	0	0	0	0	0	0	0	0	0	0	0	0	0	0	0	0	0	0		
WESTERN SAHARA	0	0	0	0	0	0	0	0	0	0	0	0	0	0	0	0	0	0	0	0		
YEMEN	0	0	0	0	0	0	0	0	0	0	0	0	0	0	0	0	0	0	0	0		
ZAMBIA	0	0	0	0	0	0	0	0	0	0	0	0	0	0	0	0	0	0	0	0		
ZIMBABWE	0	0	0	0	0	0	0	0	0	0	0	0	0	0	0	0	0	0	0	0		
** TOTAL **	78	8	80	41	82	35	1569	41	173	40	1147	1172	81	739	8	108	482	175	177	502		