



STATE OF WASHINGTON
DEPARTMENT OF LICENSING
PO Box 9020 • Olympia, Washington 98507-9020

November 2, 2021

Washington State Drivers Report for October 2021

The monthly report provides a summary of Washington drivers' license (WDL) in-migration activity. There was a major driver licensing system change effective September 2018 and the following improvements were made to this report:

- Reporting covers the true calendar month from September 2018 forward. Previously, the month reported was the sum of the weeks through the last Saturday of the month.
- Data cleaning/reclassification may have some impact to the report counts. Caution is advised when comparing the new and old reports.

During the month of October, 17,714 out-of-state drivers obtained a Washington driver license. This is 1,654 more than 16,060 out-of-state drivers who obtained licenses in October of 2020. Licensing office operations have been limited since around mid-March 2020 in accordance with Governor Inslee's Stay Home Proclamation and licenses for drivers moving into Washington have been under-processed. For the 12 months ending October 2021, 176,696 out-of-state drivers obtained a Washington driver license, an increase over the same period a year ago by 61.3 percent.

The table below depicts WDL migration into Washington State featuring states that have historically been the top five in-migration states. Also depicted in the table below is a 12-month moving sum to provide an annual trend.

	Oct 2021			Year Ending Oct 2021		
	2021	2020	% Change	2021	2020	% Change
Total Drivers In	17,714	16,060	10.3	176,696	109,566	61.3
Weekly Average	4,429	4,015	10.3	3,398	2,107	61.3
California	3,920	3,595	9.0	40,348	24,166	67.0
Oregon	1,877	1,885	-0.4	20,966	12,429	68.7
Texas	1,029	940	9.5	10,003	6,452	55.0
Arizona	722	672	7.4	7,327	4,347	68.6
Idaho	581	592	-1.9	6,140	3,861	59.0

The graphs on page 2 show the 12-month moving sum of drivers moving into Washington, the percent change from a year ago, and the top five in-migration states.

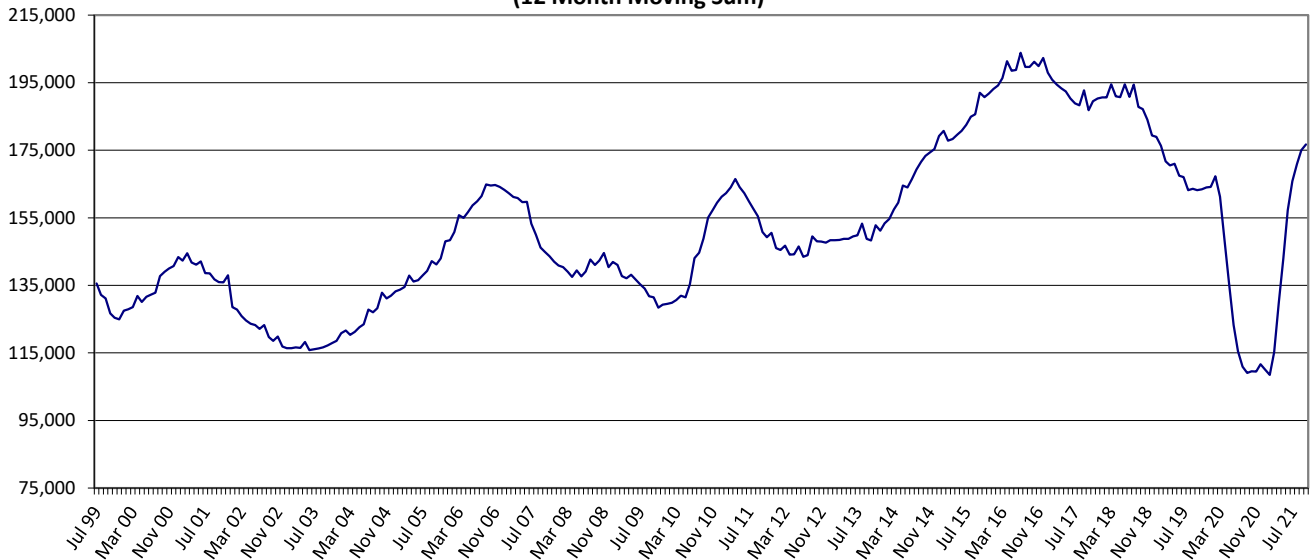
The table on page 3 has the current month driver in-migration by state along with the same month a year ago showing the year-over-year (YOY) change as well as the percent change by state. The monthly detail report of driver migration totals by location moved from and by county moved to begins on page 4.

The WDL Reports are available online at <https://www.dol.wa.gov/about/driversreports.html>.

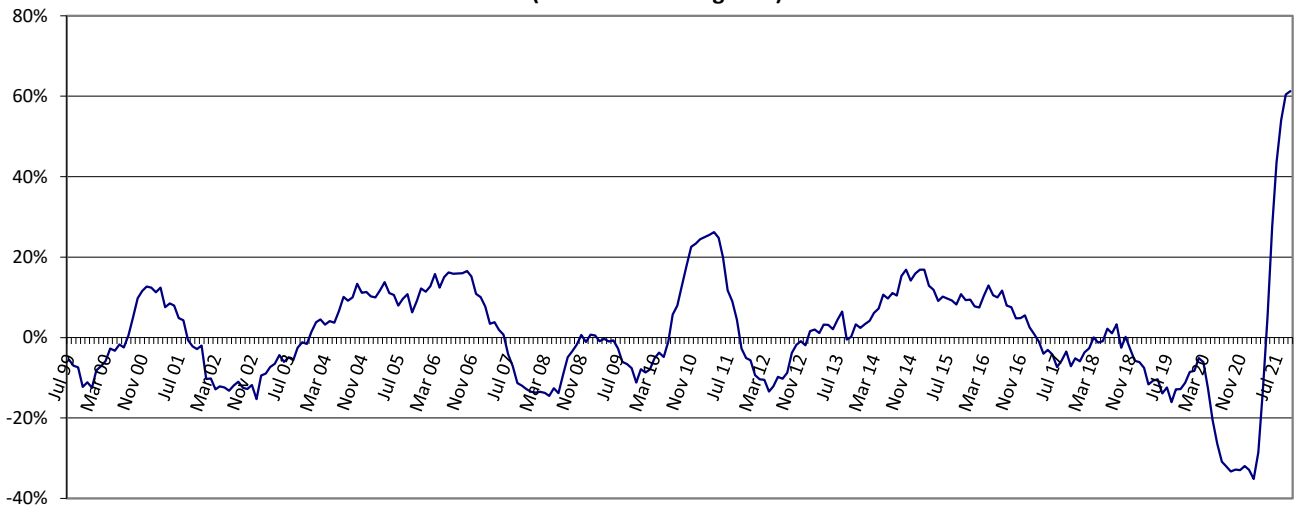
Alice Vogel, Tax Policy Specialist
 Department of Licensing
 Forecasting Office
 Highways and Licensing Building
 Olympia, WA 98507-48018

We are committed to providing equal access to our services.
 For more information, visit dol.wa.gov/access. (TDD/TTY call 711).

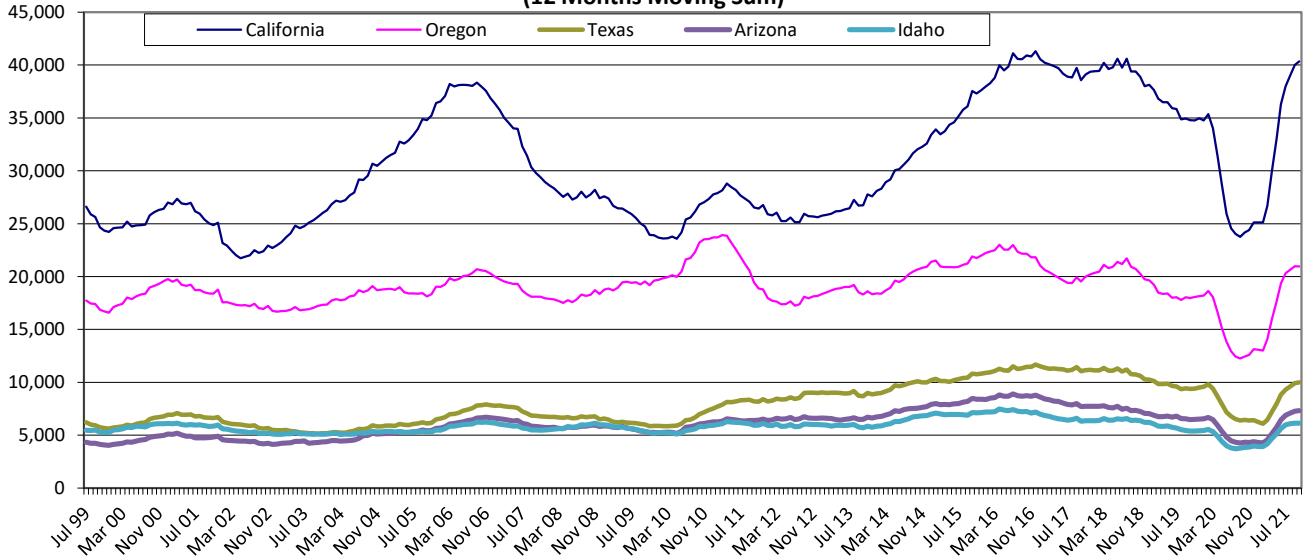
**Washington State Driver's Licenses
(12 Month Moving Sum)**



**% Change Year Ago
(12 Month Moving Sum)**



**Top Five In-Migration States
(12 Months Moving Sum)**



Driver In-Migration By State

Month: **October**

Number of Weeks	4	4		
State	2021	2020	YOY Change	% Change
ALABAMA	103	63	40	63.5%
ALASKA	255	309	(54)	-17.5%
ARIZONA	722	672	50	7.4%
ARKANSAS	76	64	12	18.8%
CALIFORNIA	3,920	3,595	325	9.0%
COLORADO	582	560	22	3.9%
CONNECTICUT	86	81	5	6.2%
DELAWARE	12	10	2	20.0%
FLORIDA	694	643	51	7.9%
GEORGIA	272	295	(23)	-7.8%
HAWAII	252	240	12	5.0%
IDAHO	581	592	(11)	-1.9%
ILLINOIS	429	412	17	4.1%
INDIANA	161	117	44	37.6%
IOWA	109	99	10	10.1%
KANSAS	119	102	17	16.7%
KENTUCKY	75	74	1	1.4%
LOUISIANA	109	78	31	39.7%
MAINE	34	38	(4)	-10.5%
MARYLAND	187	183	4	2.2%
MASSACHUSETTS	283	248	35	14.1%
MICHIGAN	251	191	60	31.4%
MINNESOTA	231	205	26	12.7%
MISSISSIPPI	49	31	18	58.1%
MISSOURI	177	171	6	3.5%
MONTANA	237	219	18	8.2%
NEBRASKA	45	69	(24)	-34.8%
NEVADA	401	351	50	14.2%
NEW HAMPSHIRE	47	41	6	14.6%
NEW JERSEY	196	182	14	7.7%
NEW MEXICO	124	109	15	13.8%
NEW YORK	418	386	32	8.3%
NORTH CAROLINA	297	249	48	19.3%
NORTH DAKOTA	54	66	(12)	-18.2%
OHIO	223	222	1	0.5%
OKLAHOMA	109	115	(6)	-5.2%
OREGON	1,877	1,885	(8)	-0.4%
PENNSYLVANIA	263	206	57	27.7%
RHODE ISLAND	25	24	1	4.2%
SOUTH CAROLINA	101	102	(1)	-1.0%
SOUTH DAKOTA	40	51	(11)	-21.6%
TENNESSEE	190	177	13	7.3%
TEXAS	1,029	940	89	9.5%
UTAH	321	288	33	11.5%
VERMONT	26	32	(6)	-18.8%
VIRGINIA	343	313	30	9.6%
WASHINGTON	0	0	0	0.0%
WEST VIRGINIA	16	14	2	14.3%
WISCONSIN	164	169	(5)	-3.0%
WYOMING	53	47	6	12.8%
WASH. DC	46	59	(13)	-22.0%
OUTSIDE U.S.	1,300	671	629	93.7%
TOTAL	17,714	16,060	1,654	10.3%

October 2021 Totals by Location Moved From, and By County Moved To

FROM / TO	TOTAL	GRAYS																			
		ADAMS	ASOTIN	BENTON	CHELAN	CLALLAM	CLARK	COLUMBIA	COWLITZ	DOUGLAS	FERRY	FRANKLIN	GARFIELD	GRANT	HARBOR	ISLAND	JEFFERSON	KING	KITSAP	KITTITAS	KLCKITAT
ALABAMA	103	0	0	2	1	1	5	0	1	0	0	0	0	1	0	1	0	32	2	0	2
ALASKA	255	1	2	6	2	6	15	0	2	1	0	1	1	3	5	4	2	61	16	1	1
ARIZONA	722	1	1	19	1	19	70	0	9	3	0	1	0	7	5	10	0	204	24	1	1
ARKANSAS	76	0	1	1	0	1	9	0	0	0	0	0	0	1	0	2	0	23	4	0	0
CALIFORNIA	3920	4	5	67	19	51	315	1	30	5	3	18	1	16	27	70	26	1719	161	14	9
COLORADO	582	0	1	10	0	10	29	0	3	2	0	1	0	3	4	12	3	229	24	2	1
CONNECTICUT	86	0	0	1	0	0	1	0	0	0	0	0	0	0	0	0	0	51	5	0	0
DELAWARE	12	0	0	0	0	0	0	0	0	0	0	0	1	0	0	0	0	7	3	0	0
FLORIDA	694	0	0	9	2	7	31	0	4	1	0	6	1	7	6	16	4	322	36	1	0
GEORGIA	272	0	0	7	0	1	11	0	0	0	1	0	0	1	2	4	0	140	12	0	0
HAWAII	252	0	0	5	0	3	18	0	2	0	0	0	0	0	1	2	0	83	17	0	1
IDAHO	581	1	23	21	4	5	26	1	2	3	2	3	8	8	8	6	2	76	16	11	1
ILLINOIS	429	0	0	4	0	0	14	0	0	0	0	1	0	1	1	7	3	259	13	0	2
INDIANA	161	1	0	3	3	2	5	0	0	0	0	0	0	1	1	4	1	74	3	1	0
IOWA	109	0	0	1	0	0	6	0	0	0	0	2	0	0	0	3	2	46	5	0	0
KANSAS	119	0	0	4	1	0	2	0	1	0	0	2	0	3	0	1	0	54	4	1	2
KENTUCKY	75	0	0	0	1	2	3	0	0	0	0	1	0	0	0	1	1	28	4	0	0
LOUISIANA	109	0	0	3	0	1	9	0	1	0	0	0	0	1	0	4	0	38	5	0	0
MAINE	34	0	0	0	1	0	1	0	1	0	1	0	0	0	0	1	0	16	0	0	0
MARYLAND	187	1	0	1	0	6	5	0	0	1	0	0	0	0	0	0	0	96	9	0	2
MASSACHUSETTS	283	0	0	2	2	1	13	0	0	0	0	0	0	1	2	4	3	198	3	0	0
MICHIGAN	251	0	0	2	0	3	9	0	2	2	0	0	0	1	0	2	1	134	8	0	0
MINNESOTA	231	0	0	3	1	0	16	1	1	1	0	0	0	1	2	5	0	106	7	0	0
MISSISSIPPI	49	0	0	0	0	0	1	0	0	0	0	0	0	1	0	1	0	13	0	0	0
MISSOURI	177	0	0	3	1	0	16	0	0	2	1	0	0	2	0	2	0	66	5	2	0
MONTANA	237	0	1	9	2	6	8	0	2	1	0	2	0	0	2	1	0	35	11	4	1
NEBRASKA	45	0	0	3	2	0	2	0	0	0	0	0	0	0	1	1	0	13	3	0	0
NEVADA	401	1	1	10	2	10	22	0	10	0	0	0	0	2	7	8	2	116	10	4	1
NEW HAMPSHIRE	47	0	0	0	0	0	5	0	0	0	0	0	0	0	0	3	0	24	4	0	0
NEW JERSEY	196	0	0	0	0	2	7	0	0	0	0	0	0	0	0	1	0	122	10	1	0
NEW MEXICO	124	0	0	6	0	3	6	0	2	0	0	5	0	0	0	4	1	32	11	0	0
NEW YORK	418	0	0	4	1	4	13	0	2	0	0	0	0	1	1	2	3	266	17	1	0
NORTH CAROLINA	297	0	0	2	0	1	18	0	4	0	0	0	0	1	2	9	4	125	5	3	0
NORTH DAKOTA	54	0	0	5	0	0	6	0	0	0	0	1	0	0	0	0	0	8	1	1	0
OHIO	223	0	0	4	1	0	14	0	0	0	0	0	0	1	0	0	0	124	14	2	1
OKLAHOMA	109	0	0	3	0	0	5	0	2	0	0	1	0	1	0	4	0	35	7	1	0
OREGON	1877	2	12	43	17	29	741	4	75	8	4	14	0	7	12	7	14	268	48	9	30
PENNSYLVANIA	263	0	0	8	0	0	11	0	0	0	0	1	0	2	0	2	3	156	6	1	0
RHODE ISLAND	25	0	0	0	0	0	2	0	0	0	0	0	0	0	0	0	0	18	0	0	0
SOUTH CAROLINA	101	0	0	2	0	1	8	0	0	0	0	0	0	0	0	2	0	29	11	0	0
SOUTH DAKOTA	40	0	0	2	1	2	2	0	0	0	0	0	0	0	2	0	0	12	0	0	0
TENNESSEE	190	0	0	3	2	1	9	0	2	0	0	0	0	3	2	2	0	63	5	0	0
TEXAS	1029	0	5	14	2	9	58	1	13	1	0	5	0	0	11	12	0	437	36	2	1
UTAH	321	0	1	12	2	10	31	0	1	1	0	3	0	4	4	6	0	97	8	2	0
VERMONT	26	0	0	1	0	0	2	0	0	0	0	0	0	0	0	1	1	11	2	0	0
VIRGINIA	343	0	0	4	2	0	17	0	4	0	0	2	0	1	2	9	1	152	28	5	0
WASHINGTON	0	0	0	0	0	0	0	0	0	0	0	0	0	0	0	0	0	0	0	0	0
WEST VIRGINIA	16	0	0	0	0	0	0	0	0	0	0	0	0	0	0	0	0	6	2	0	0
WISCONSIN	164	0	0	4	1	2	8	0	3	0	0	0	0	0	0	4	2	75	8	1	0
WYOMING	53	0	1	1	1	1	5	0	1	0	0	0	0	2	1	1	0	10	2	1	0
DISTRICT OF COLUMBIA	46	0	0	0	0	1	1	0	0	0	0	0	0	0	0	0	0	36	0	1	0
AFGHANISTAN	2	0	0	0	0	0	0	0	0	0	0	0	0	0	0	0	0	1	0	0	0
ÅLAND ISLANDS	0	0	0	0	0	0	0	0	0	0	0	0	0	0	0	0	0	0	0	0	0
ALBANIA	0	0	0	0	0	0	0	0	0	0	0	0	0	0	0	0	0	0	0	0	0
ALGERIA	0	0	0	0	0	0	0	0	0	0	0	0	0	0	0	0	0	0	0	0	0
AMERICAN SAMOA	21	0	0	0	0	0	1	0	0	0	0	0	0	0	0	0	0	8	0	0	0
ANDORRA	0	0	0	0	0	0	0	0	0	0	0	0	0	0	0	0	0	0	0	0	0

October 2021 Totals by Location Moved From, and By County Moved To

FROM / TO	TOTAL	GRAYS																			
		ADAMS	ASOTIN	BENTON	CHELAN	CLALLAM	CLARK	COLUMBIA	COWLITZ	DOUGLAS	FERRY	FRANKLIN	GARFIELD	GRANT	HARBOR	ISLAND	JEFFERSON	KING	KITSAP	KITTITAS	KLCKITAT
ANGOLA	0	0	0	0	0	0	0	0	0	0	0	0	0	0	0	0	0	0	0	0	0
ANGUILLA	0	0	0	0	0	0	0	0	0	0	0	0	0	0	0	0	0	0	0	0	0
ANTARCTICA	0	0	0	0	0	0	0	0	0	0	0	0	0	0	0	0	0	0	0	0	0
ANTIGUA-BARBUDA	1	0	0	0	0	0	0	0	0	0	0	0	0	0	0	0	0	0	0	0	0
ARGENTINA	2	0	0	0	0	0	0	0	0	0	0	0	0	0	0	0	0	2	0	0	0
ARMENIA	0	0	0	0	0	0	0	0	0	0	0	0	0	0	0	0	0	0	0	0	0
ARUBA	0	0	0	0	0	0	0	0	0	0	0	0	0	0	0	0	0	0	0	0	0
AUSTRALIA	7	0	0	0	0	0	0	0	0	0	0	0	0	0	0	0	0	4	0	0	0
AUSTRIA	2	0	0	0	0	0	0	0	0	0	0	0	0	0	0	0	0	2	0	0	0
AZERBAIJAN	0	0	0	0	0	0	0	0	0	0	0	0	0	0	0	0	0	0	0	0	0
BAHAMAS	1	0	0	0	0	0	0	0	0	0	0	0	0	0	0	0	0	1	0	0	0
BAHRAIN	1	0	0	0	0	0	0	0	0	0	0	0	0	0	0	0	0	0	0	0	0
BANGLADESH	0	0	0	0	0	0	0	0	0	0	0	0	0	0	0	0	0	0	0	0	0
BARBADOS	0	0	0	0	0	0	0	0	0	0	0	0	0	0	0	0	0	0	0	0	0
BELARUS	3	0	0	0	0	0	0	0	0	0	0	0	0	0	0	0	0	3	0	0	0
BELGIUM	1	0	0	0	0	0	0	0	0	0	0	0	0	0	0	0	0	1	0	0	0
BELIZE	0	0	0	0	0	0	0	0	0	0	0	0	0	0	0	0	0	0	0	0	0
BENIN	0	0	0	0	0	0	0	0	0	0	0	0	0	0	0	0	0	0	0	0	0
BERMUDA	0	0	0	0	0	0	0	0	0	0	0	0	0	0	0	0	0	0	0	0	0
BHUTAN	0	0	0	0	0	0	0	0	0	0	0	0	0	0	0	0	0	0	0	0	0
BOLIVIA	1	0	0	0	0	0	0	0	0	1	0	0	0	0	0	0	0	0	0	0	0
BONAIRE, SINT EUSTATIUS	0	0	0	0	0	0	0	0	0	0	0	0	0	0	0	0	0	0	0	0	0
BOSNIA AND HERZEGOVIN.	1	0	0	0	0	0	0	0	0	0	0	0	0	0	0	0	0	1	0	0	0
BOTSWANA	0	0	0	0	0	0	0	0	0	0	0	0	0	0	0	0	0	0	0	0	0
BOUVET ISLAND	0	0	0	0	0	0	0	0	0	0	0	0	0	0	0	0	0	0	0	0	0
BRAZIL	49	0	0	1	0	0	1	0	0	0	0	0	0	0	1	0	33	0	0	0	0
BRITISH INDIAN OCEAN TEI	0	0	0	0	0	0	0	0	0	0	0	0	0	0	0	0	0	0	0	0	0
BRUNEI DARUSSALAM	2	0	0	0	0	0	1	0	0	0	0	0	0	0	0	0	0	1	0	0	0
BULGARIA	4	0	0	0	0	0	0	0	0	0	0	0	0	0	0	0	0	3	0	0	0
BURKINA FASO	0	0	0	0	0	0	0	0	0	0	0	0	0	0	0	0	0	0	0	0	0
BURUNDI	0	0	0	0	0	0	0	0	0	0	0	0	0	0	0	0	0	0	0	0	0
CAMBODIA	2	0	0	0	0	0	0	0	0	0	0	0	0	0	0	0	0	1	0	0	0
CAMEROON	2	0	0	0	0	0	0	0	0	0	0	0	0	0	0	0	0	2	0	0	0
CANADA	184	0	0	2	0	1	4	0	1	0	0	0	0	0	0	0	1	120	0	0	0
CAPE VERDE	0	0	0	0	0	0	0	0	0	0	0	0	0	0	0	0	0	0	0	0	0
CAYMAN ISLANDS	0	0	0	0	0	0	0	0	0	0	0	0	0	0	0	0	0	0	0	0	0
CENTRAL AFRICAN REPUB	0	0	0	0	0	0	0	0	0	0	0	0	0	0	0	0	0	0	0	0	0
CHAD	0	0	0	0	0	0	0	0	0	0	0	0	0	0	0	0	0	0	0	0	0
CHILE	5	0	0	0	0	0	0	0	0	0	0	0	0	0	0	0	0	2	0	0	0
CHINA	47	0	0	0	0	0	0	0	0	0	0	1	0	0	0	0	0	43	0	0	0
CHRISTMAS ISLAND	0	0	0	0	0	0	0	0	0	0	0	0	0	0	0	0	0	0	0	0	0
COCOS (KEELING) ISLAND	0	0	0	0	0	0	0	0	0	0	0	0	0	0	0	0	0	0	0	0	0
COLOMBIA	26	0	0	0	0	0	0	0	0	0	0	0	0	0	0	0	0	8	1	0	0
COMOROS	0	0	0	0	0	0	0	0	0	0	0	0	0	0	0	0	0	0	0	0	0
CONGO	1	0	0	0	0	0	0	0	0	0	0	0	0	0	0	0	0	1	0	0	0
CONGO,THE DEMOCRATIC	0	0	0	0	0	0	0	0	0	0	0	0	0	0	0	0	0	0	0	0	0
COOK ISLANDS	0	0	0	0	0	0	0	0	0	0	0	0	0	0	0	0	0	0	0	0	0
COSTA RICA	6	0	0	0	0	0	0	0	0	1	0	0	0	0	0	0	0	1	0	0	0
CÔTE D'IVOIRE	0	0	0	0	0	0	0	0	0	0	0	0	0	0	0	0	0	0	0	0	0
CROATIA	0	0	0	0	0	0	0	0	0	0	0	0	0	0	0	0	0	0	0	0	0
CUBA	0	0	0	0	0	0	0	0	0	0	0	0	0	0	0	0	0	0	0	0	0
CURAÇAO	0	0	0	0	0	0	0	0	0	0	0	0	0	0	0	0	0	0	0	0	0
CYPRUS	0	0	0	0	0	0	0	0	0	0	0	0	0	0	0	0	0	0	0	0	0
CZECH REPUBLIC	4	0	0	0	0	0	0	0	0	0	0	0	0	0	0	0	0	4	0	0	0
DENMARK	0	0	0	0	0	0	0	0	0	0	0	0	0	0	0	0	0	0	0	0	0
DJIBOUTI	0	0	0	0	0	0	0	0	0	0	0	0	0	0	0	0	0	0	0	0	0
DOMINICA	0	0	0	0	0	0	0	0	0	0	0	0	0	0	0	0	0	0	0	0	0
DOMINICAN REPUBLIC	4	0	0	0	0	0	0	0	0	0	0	0	0	0	0	0	0	2	0	0	0
ECUADOR	5	0	0	0	0	0	0	0	0	0	0	0	0	0	0	0	0	3	0	0	0
EGYPT	1	0	0	0	0	0	0	0	0	0	0	0	0	0	0	0	0	1	0	0	0
EL SALVADOR	11	0	0	0	0	0	0	0	0	1	0	0	0	0	0	0	0	7	0	0	0

October 2021 Totals by Location Moved From, and By County Moved To

FROM / TO	TOTAL	GRAYS																		
		ADAMS	ASOTIN	BENTON	CHELAN	CLALLAM	CLARK	COLUMBIA	COWLITZ	DOUGLAS	FERRY	FRANKLIN	GARFIELD	GRANT	HARBOR	ISLAND	JEFFERSON	KING	KITSAP	KITTITAS
ENGLAND	0	0	0	0	0	0	0	0	0	0	0	0	0	0	0	0	0	0	0	0
EQUATORIAL GUINEA	0	0	0	0	0	0	0	0	0	0	0	0	0	0	0	0	0	0	0	0
ERITREA	1	0	0	0	0	0	0	0	0	0	0	0	0	0	0	0	0	1	0	0
ESTONIA	0	0	0	0	0	0	0	0	0	0	0	0	0	0	0	0	0	0	0	0
ETHIOPIA	0	0	0	0	0	0	0	0	0	0	0	0	0	0	0	0	0	0	0	0
FALKLAND ISLANDS (MALV	0	0	0	0	0	0	0	0	0	0	0	0	0	0	0	0	0	0	0	0
FAROE ISLANDS	0	0	0	0	0	0	0	0	0	0	0	0	0	0	0	0	0	0	0	0
FEDERAL STATES OF MICR	3	0	0	0	0	0	0	0	1	0	0	0	0	0	0	0	0	1	0	0
FIJI	0	0	0	0	0	0	0	0	0	0	0	0	0	0	0	0	0	0	0	0
FINLAND	1	0	0	0	0	0	0	0	0	0	0	0	0	0	0	0	0	1	0	0
FRANCE	1	0	0	0	0	0	0	0	0	0	0	0	0	0	0	0	0	1	0	0
FRENCH GUIANA	0	0	0	0	0	0	0	0	0	0	0	0	0	0	0	0	0	0	0	0
FRENCH POLYNESIA	0	0	0	0	0	0	0	0	0	0	0	0	0	0	0	0	0	0	0	0
FRENCH SOUTHERN TERRI	0	0	0	0	0	0	0	0	0	0	0	0	0	0	0	0	0	0	0	0
GABON	0	0	0	0	0	0	0	0	0	0	0	0	0	0	0	0	0	0	0	0
GAMBIA	0	0	0	0	0	0	0	0	0	0	0	0	0	0	0	0	0	0	0	0
GEORGIA (Country)	1	0	0	0	0	0	0	0	0	0	0	0	0	0	0	0	0	0	1	0
GERMANY	40	0	0	0	0	0	1	0	0	0	0	0	0	0	0	0	0	29	2	0
GHANA	2	0	0	0	0	0	1	0	0	0	0	0	0	0	0	0	0	1	0	0
GIBRALTAR	0	0	0	0	0	0	0	0	0	0	0	0	0	0	0	0	0	0	0	0
GREECE	0	0	0	0	0	0	0	0	0	0	0	0	0	0	0	0	0	0	0	0
GREENLAND	0	0	0	0	0	0	0	0	0	0	0	0	0	0	0	0	0	0	0	0
GRENADA	0	0	0	0	0	0	0	0	0	0	0	0	0	0	0	0	0	0	0	0
GUADELOUPE	2	0	0	0	0	0	0	0	0	0	0	0	0	0	0	0	0	1	0	0
GUAM	61	0	0	0	0	0	8	0	0	0	0	0	0	0	0	1	0	14	5	0
GUANAJUATO	13	0	0	0	0	0	1	0	0	0	0	0	0	0	0	0	0	7	0	0
GUATEMALA	0	0	0	0	0	0	0	0	0	0	0	0	0	0	0	0	0	0	0	0
GUERNSEY	0	0	0	0	0	0	0	0	0	0	0	0	0	0	0	0	0	0	0	0
GUINEA	0	0	0	0	0	0	0	0	0	0	0	0	0	0	0	0	0	0	0	0
GUINEA-BISSAU	0	0	0	0	0	0	0	0	0	0	0	0	0	0	0	0	0	0	0	0
GUYANA	1	0	0	0	0	0	0	0	0	0	0	0	0	0	0	0	0	0	0	0
HAITI	0	0	0	0	0	0	0	0	0	0	0	0	0	0	0	0	0	0	0	0
HEARD ISLAND-MCDONALD	0	0	0	0	0	0	0	0	0	0	0	0	0	0	0	0	0	0	0	0
HOLY SEE (VATICAN CITY &	15	0	0	0	0	0	0	0	0	0	0	0	0	0	0	0	0	11	0	0
HONDURAS	1	0	0	0	0	0	0	0	0	0	0	0	0	0	0	0	0	1	0	0
HONG KONG	0	0	0	0	0	0	0	0	0	0	0	0	0	0	0	0	0	0	0	0
HUNGARY	0	0	0	0	0	0	0	0	0	0	0	0	0	0	0	0	0	0	0	0
ICELAND	64	0	0	1	0	0	1	0	0	0	0	0	0	0	0	0	0	49	1	0
INDIA	5	0	0	0	0	0	0	0	0	0	0	0	0	0	0	0	0	4	0	0
INDONESIA	0	0	0	0	0	0	0	0	0	0	0	0	0	0	0	0	0	0	0	0
IRAN	2	0	0	0	0	0	0	0	0	0	0	0	0	0	0	0	0	0	0	0
IRAQ	1	0	0	0	0	0	0	0	0	0	0	0	0	0	0	0	0	1	0	0
IRELAND	0	0	0	0	0	0	0	0	0	0	0	0	0	0	0	0	0	0	0	0
ISLE OF MAN	3	0	0	0	0	0	0	0	0	0	0	0	0	0	0	0	0	3	0	0
ISRAEL	4	0	0	0	0	0	1	0	0	0	0	0	0	0	0	0	0	3	0	0
ITALY	6	0	0	0	0	0	0	0	0	0	0	0	0	0	0	0	0	4	0	0
JAMAICA	47	0	0	1	0	0	3	0	0	0	0	0	0	0	0	0	0	28	3	0
JAPAN	0	0	0	0	0	0	0	0	0	0	0	0	0	0	0	0	0	0	0	0
JERSEY	4	0	0	0	0	0	1	0	0	0	0	0	0	0	0	0	0	2	0	0
JORDAN	4	0	0	0	0	0	0	0	0	0	0	0	0	0	0	0	0	3	0	0
KAZAKHSTAN	12	0	0	0	0	0	0	0	0	0	0	0	0	0	0	0	0	5	0	0
KENYA	0	0	0	0	0	0	0	0	0	0	0	0	0	0	0	0	0	0	0	0
KIRIBATI	1	0	0	0	0	0	0	0	0	0	0	0	0	0	0	0	0	1	0	0
KUWAIT	2	0	0	0	0	0	0	0	0	0	0	0	0	0	0	0	0	2	0	0
KYRGYZSTAN	0	0	0	0	0	0	0	0	0	0	0	0	0	0	0	0	0	0	0	0
LAOS	1	0	0	0	0	0	0	0	0	0	0	0	0	0	0	0	0	1	0	0
LATVIA	0	0	0	0	0	0	0	0	0	0	0	0	0	0	0	0	0	0	0	0
LEBANON	0	0	0	0	0	0	0	0	0	0	0	0	0	0	0	0	0	0	0	0
LESOTHO	0	0	0	0	0	0	0	0	0	0	0	0	0	0	0	0	0	0	0	0
LIBERIA	0	0	0	0	0	0	0	0	0	0	0	0	0	0	0	0	0	0	0	0
LIBYA	0	0	0	0	0	0	0	0	0	0	0	0	0	0	0	0	0	0	0	0
LIECHTENSTEIN	1	0	0	0	0	0	0	0	0	0	0	0	0	0	0	0	0	1	0	0
LITHUANIA	0	0	0	0	0	0	0	0	0	0	0	0	0	0	0	0	0	0	0	0
LUXEMBOURG	0	0	0	0	0	0	0	0	0	0	0	0	0	0	0	0	0	0	0	0
MACAU	0	0	0	0	0	0	0	0	0	0	0	0	0	0	0	0	0	0	0	0
MACEDONIA	1	0	0	0	0	0	0	0	0	0	0	0	0	0	0	0	0	0	0	1
MADAGASCAR	0	0	0	0	0	0	0	0	0	0	0	0	0	0	0	0	0	0	0	0

October 2021 Totals by Location Moved From, and By County Moved To

FROM / TO	TOTAL	GRAYS																			
		ADAMS	ASOTIN	BENTON	CHELAN	CLALLAM	CLARK	COLUMBIA	COWLITZ	DOUGLAS	FERRY	FRANKLIN	GARFIELD	GRANT	HARBOR	ISLAND	JEFFERSON	KING	KITSAP	KITTITAS	KLCKITAT
MALAWI	0	0	0	0	0	0	0	0	0	0	0	0	0	0	0	0	0	0	0	0	
MALAYSIA	1	0	0	0	0	0	0	0	0	0	0	0	0	0	0	0	0	1	0	0	0
MALDIVES	0	0	0	0	0	0	0	0	0	0	0	0	0	0	0	0	0	0	0	0	0
MALI	0	0	0	0	0	0	0	0	0	0	0	0	0	0	0	0	0	0	0	0	0
MALTA	7	0	0	0	0	0	0	0	0	0	0	0	0	0	0	0	0	2	0	0	0
MARSHALL ISLANDS	0	0	0	0	0	0	0	0	0	0	0	0	0	0	0	0	0	0	0	0	0
MARTINIQUE	0	0	0	0	0	0	0	0	0	0	0	0	0	0	0	0	0	0	0	0	0
MAURITANIA	0	0	0	0	0	0	0	0	0	0	0	0	0	0	0	0	0	0	0	0	0
MAURITIUS	0	0	0	0	0	0	0	0	0	0	0	0	0	0	0	0	0	0	0	0	0
MAYOTTE ISLAND	135	0	0	3	3	0	13	0	0	2	0	9	0	3	5	0	0	33	1	1	0
MEXICO	0	0	0	0	0	0	0	0	0	0	0	0	0	0	0	0	0	0	0	0	0
MONACO	5	0	0	0	0	0	0	0	0	0	0	0	0	0	0	0	0	5	0	0	0
MONGOLIA	4	0	0	0	0	0	0	0	0	0	0	0	0	0	0	0	0	3	0	0	0
MONTENEGRO	0	0	0	0	0	0	0	0	0	0	0	0	0	0	0	0	0	0	0	0	0
MONTSERRAT	0	0	0	0	0	0	0	0	0	0	0	0	0	0	0	0	0	0	0	0	0
MOROCCO	0	0	0	0	0	0	0	0	0	0	0	0	0	0	0	0	0	0	0	0	0
MOZAMBIQUE	0	0	0	0	0	0	0	0	0	0	0	0	0	0	0	0	0	0	0	0	0
MYANMAR	1	0	0	0	0	0	0	0	0	0	0	0	0	0	0	0	0	0	0	0	0
NAMIBIA	0	0	0	0	0	0	0	0	0	0	0	0	0	0	0	0	0	0	0	0	0
NAURU	0	0	0	0	0	0	0	0	0	0	0	0	0	0	0	0	0	0	0	0	0
NEPAL	2	0	0	0	0	0	0	0	0	0	0	0	0	0	0	0	0	0	1	0	0
NETHERLANDS	0	0	0	0	0	0	0	0	0	0	0	0	0	0	0	0	0	0	0	0	0
NEW CALEDONIA	5	0	0	0	0	0	0	0	0	0	0	0	0	0	0	0	0	4	0	0	0
NEW ZEALAND	3	0	0	0	0	0	0	0	0	0	0	0	0	0	0	0	0	0	0	0	0
NICARAGUA	0	0	0	0	0	0	0	0	0	0	0	0	0	0	0	0	0	0	0	0	0
NIGER	2	0	0	0	0	0	0	0	0	0	0	0	0	0	0	0	0	2	0	0	0
NIGERIA	0	0	0	0	0	0	0	0	0	0	0	0	0	0	0	0	0	0	0	0	0
NIUE	0	0	0	0	0	0	0	0	0	0	0	0	0	0	0	0	0	0	0	0	0
NORFOLK ISLAND	0	0	0	0	0	0	0	0	0	0	0	0	0	0	0	0	0	0	0	0	0
NORTH KOREA	0	0	0	0	0	0	0	0	0	0	0	0	0	0	0	0	0	0	0	0	0
NORTHERN IRELAND	26	0	0	0	0	0	3	0	0	0	0	0	0	0	0	0	0	8	0	0	0
NORTHERN MARIANA ISLANDS	0	0	0	0	0	0	0	0	0	0	0	0	0	0	0	0	0	0	0	0	0
NORWAY	0	0	0	0	0	0	0	0	0	0	0	0	0	0	0	0	0	0	0	0	0
OCCUPIED PALESTINIAN TERRITORIES	1	0	0	0	0	0	0	0	0	0	0	0	0	0	0	0	0	0	0	0	0
OMAN	0	0	0	0	0	0	0	0	0	0	0	0	0	0	0	0	0	0	0	0	0
PAKISTAN	0	0	0	0	0	0	0	0	0	0	0	0	0	0	0	0	0	0	0	0	0
PALAU	0	0	0	0	0	0	0	0	0	0	0	0	0	0	0	0	0	0	0	0	0
PANAMA	0	0	0	0	0	0	0	0	0	0	0	0	0	0	0	0	0	0	0	0	0
PAPUA NEW GUINEA	0	0	0	0	0	0	0	0	0	0	0	0	0	0	0	0	0	0	0	0	0
PARAGUAY	3	0	0	0	0	0	0	0	0	0	0	0	0	0	0	0	0	3	0	0	0
PERU	3	0	0	0	0	0	0	0	0	0	0	0	0	0	0	0	0	2	1	0	0
PHILIPPINES	0	0	0	0	0	0	0	0	0	0	0	0	0	0	0	0	0	0	0	0	0
PITCAIRN	6	0	0	0	0	0	0	0	0	0	0	0	0	0	0	0	0	6	0	0	0
POLAND	0	0	0	0	0	0	0	0	0	0	0	0	0	0	0	0	0	0	0	0	0
PORTUGAL	27	0	0	1	0	0	0	0	0	0	0	0	0	0	0	0	0	6	2	0	0
PUERTO RICO	0	0	0	0	0	0	0	0	0	0	0	0	0	0	0	0	0	0	0	0	0
QATAR	0	0	0	0	0	0	0	0	0	0	0	0	0	0	0	0	0	0	0	0	0
REPUBLIC OF MOLDOVA	8	0	0	0	0	0	0	0	0	0	0	0	0	0	0	0	0	3	0	0	0
REUNION ISLAND	0	0	0	0	0	0	0	0	0	0	0	0	0	0	0	0	0	0	0	0	0
ROMANIA	37	0	0	0	0	0	1	0	0	0	0	0	0	0	1	0	0	33	0	0	0
RUSSIA	23	0	0	0	0	0	4	0	0	0	0	0	0	0	1	0	0	8	0	0	0
RWANDA	1	0	0	0	0	0	0	0	0	0	0	0	0	0	0	0	0	1	0	0	0
SAMOA	0	0	0	0	0	0	0	0	0	0	0	0	0	0	0	0	0	0	0	0	0
SAN MARINO	0	0	0	0	0	0	0	0	0	0	0	0	0	0	0	0	0	0	0	0	0
SAO TOME AND PRINCIPE	0	0	0	0	0	0	0	0	0	0	0	0	0	0	0	0	0	0	0	0	0
SAUDI ARABIA	6	0	0	0	0	0	0	0	0	0	0	0	0	0	0	0	0	1	0	0	0
SCOTLAND	0	0	0	0	0	0	0	0	0	0	0	0	0	0	0	0	0	0	0	0	0
SENEGAL	0	0	0	0	0	0	0	0	0	0	0	0	0	0	0	0	0	0	0	0	0
SERBIA	4	0	0	0	0	0	0	0	0	0	0	0	0	0	0	0	0	2	0	0	0
SEYCHELLES	0	0	0	0	0	0	0	0	0	0	0	0	0	0	0	0	0	0	0	0	0
SIERRA LEONE	0	0	0	0	0	0	0	0	0	0	0	0	0	0	0	0	0	0	0	0	0
SINGAPORE	2	0	0	0	0	0	0	0	0	0	0	0	0	0	0	0	0	2	0	0	0
SINT MAARTEN	0	0	0	0	0	0	0	0	0	0	0	0	0	0	0	0	0	0	0	0	0
SLOVAKIA	0	0	0	0	0	0	0	0	0	0	0	0	0	0	0	0	0	0	0	0	0
SLOVENIA	0	0	0	0	0	0	0	0	0	0	0	0	0	0	0	0	0	0	0	0	0
SOLOMON ISLANDS	0	0	0	0	0	0	0	0	0	0	0	0	0	0	0	0	0	0	0	0	0
SOMALIA	0	0	0	0	0	0	0	0	0	0	0	0	0	0	0	0	0	0	0	0	0

October 2021 Totals by Location Moved From, and By County Moved To

FROM / TO	TOTAL	GRAYS																			
		ADAMS	ASOTIN	BENTON	CHELAN	CLALLAM	CLARK	COLUMBIA	COWLITZ	DOUGLAS	FERRY	FRANKLIN	GARFIELD	GRANT	HARBOR	ISLAND	JEFFERSON	KING	KITSAP	KITTITAS	KLCKITAT
SOUTH AFRICA	2	0	0	0	0	0	0	0	0	1	0	0	0	0	0	0	0	1	0	0	0
SOUTH GEORGIA-SANDWIC	0	0	0	0	0	0	0	0	0	0	0	0	0	0	0	0	0	0	0	0	0
SOUTH KOREA	114	0	0	1	0	0	2	0	1	0	0	0	0	0	0	0	0	72	1	1	0
SOUTH SUDAN	0	0	0	0	0	0	0	0	0	0	0	0	0	0	0	0	0	0	0	0	0
SPAIN	2	0	0	0	0	0	0	0	0	0	0	0	0	0	0	0	0	1	0	0	0
SRI LANKA	0	0	0	0	0	0	0	0	0	0	0	0	0	0	0	0	0	0	0	0	0
ST. BARTHÉLEMY	0	0	0	0	0	0	0	0	0	0	0	0	0	0	0	0	0	0	0	0	0
ST. HELENA	0	0	0	0	0	0	0	0	0	0	0	0	0	0	0	0	0	0	0	0	0
ST. KITTS NEVIS	0	0	0	0	0	0	0	0	0	0	0	0	0	0	0	0	0	0	0	0	0
ST. LUCIA	0	0	0	0	0	0	0	0	0	0	0	0	0	0	0	0	0	0	0	0	0
ST. PIERRE AND MIQUELON	0	0	0	0	0	0	0	0	0	0	0	0	0	0	0	0	0	0	0	0	0
ST. VINCENT AND THE GRE	0	0	0	0	0	0	0	0	0	0	0	0	0	0	0	0	0	0	0	0	0
SUDAN	0	0	0	0	0	0	0	0	0	0	0	0	0	0	0	0	0	0	0	0	0
SURINAME	0	0	0	0	0	0	0	0	0	0	0	0	0	0	0	0	0	0	0	0	0
SVALBARD AND JAN MAYE	0	0	0	0	0	0	0	0	0	0	0	0	0	0	0	0	0	0	0	0	0
SWAZILAND	0	0	0	0	0	0	0	0	0	0	0	0	0	0	0	0	0	0	0	0	0
SWEDEN	1	0	0	0	0	0	0	0	0	0	0	0	0	0	0	0	0	0	0	0	0
SWITZERLAND	1	0	0	0	0	0	1	0	0	0	0	0	0	0	0	0	0	0	0	0	0
SYRIAN ARAB REPUBLIC	0	0	0	0	0	0	0	0	0	0	0	0	0	0	0	0	0	0	0	0	0
TAIWAN	92	0	0	0	0	0	2	0	0	0	0	1	0	0	0	0	0	74	0	0	0
TAJIKISTAN	0	0	0	0	0	0	0	0	0	0	0	0	0	0	0	0	0	0	0	0	0
TANZANIA	0	0	0	0	0	0	0	0	0	0	0	0	0	0	0	0	0	0	0	0	0
THAILAND	7	0	0	0	0	0	1	0	0	0	0	0	0	0	0	0	1	0	0	0	0
TIMOR-LESTE	0	0	0	0	0	0	0	0	0	0	0	0	0	0	0	0	0	0	0	0	0
TOGO	0	0	0	0	0	0	0	0	0	0	0	0	0	0	0	0	0	0	0	0	0
TOKELAU	0	0	0	0	0	0	0	0	0	0	0	0	0	0	0	0	0	0	0	0	0
TONGA	0	0	0	0	0	0	0	0	0	0	0	0	0	0	0	0	0	0	0	0	0
TRINIDAD AND TOBAGO	1	0	0	0	0	0	0	0	0	0	0	0	0	0	0	0	0	1	0	0	0
TUNISIA	0	0	0	0	0	0	0	0	0	0	0	0	0	0	0	0	0	0	0	0	0
TURKEY	3	0	0	0	0	0	0	0	0	0	0	0	0	0	0	0	0	1	0	0	0
TURKMENISTAN	0	0	0	0	0	0	0	0	0	0	0	0	0	0	0	0	0	0	0	0	0
TURKS AND CAICOS ISLAN	0	0	0	0	0	0	0	0	0	0	0	0	0	0	0	0	0	0	0	0	0
TUVALU	0	0	0	0	0	0	0	0	0	0	0	0	0	0	0	0	0	0	0	0	0
UGANDA	2	0	0	0	0	0	1	0	0	0	0	0	0	0	0	0	0	0	0	0	0
UKRAINE	25	0	0	0	0	0	2	0	0	1	0	2	0	0	0	0	0	6	0	0	0
UNITED ARAB EMIRATES	3	0	0	0	0	0	0	0	0	0	0	0	0	0	0	0	0	1	0	0	0
UNITED KINGDOM	3	0	0	0	0	0	0	0	0	0	0	0	0	0	0	0	0	2	0	0	0
URUGUAY	1	0	0	0	0	0	0	0	0	0	0	0	0	0	0	0	0	1	0	0	0
US MINOR OUTLYING ISLAI	0	0	0	0	0	0	0	0	0	0	0	0	0	0	0	0	0	0	0	0	0
UZBEKISTAN	1	0	0	0	0	0	0	0	0	0	0	0	0	0	0	0	0	1	0	0	0
VANUATU	0	0	0	0	0	0	0	0	0	0	0	0	0	0	0	0	0	0	0	0	0
VENEZUELA	26	1	0	4	1	0	0	0	2	0	1	0	0	0	0	0	0	3	0	0	0
VIET NAM	1	0	0	0	0	0	0	0	0	0	0	0	0	0	0	0	0	0	0	0	0
VIRGIN ISLANDS	6	0	0	1	0	0	2	0	0	0	0	0	0	0	0	0	0	2	0	0	0
VIRGIN ISLANDS, BRITISH	0	0	0	0	0	0	0	0	0	0	0	0	0	0	0	0	0	0	0	0	0
VIRGIN ISLANDS, U.S.	0	0	0	0	0	0	0	0	0	0	0	0	0	0	0	0	0	0	0	0	0
WALES	0	0	0	0	0	0	0	0	0	0	0	0	0	0	0	0	0	0	0	0	0
WALLIS-FUTUNA	0	0	0	0	0	0	0	0	0	0	0	0	0	0	0	0	0	0	0	0	0
WESTERN SAHARA	0	0	0	0	0	0	0	0	0	0	0	0	0	0	0	0	0	0	0	0	0
YEMEN	0	0	0	0	0	0	0	0	0	0	0	0	0	0	0	0	0	0	0	0	0
ZAMBIA	1	0	0	0	0	0	0	0	0	0	0	0	0	0	0	0	0	0	0	0	0
ZIMBABWE	0	0	0	0	0	0	0	0	0	0	0	0	0	0	0	0	0	0	0	0	0
** TOTAL **	17714	13	54	329	79	202	1687	8	183	41	12	84	12	87	118	243	81	7066	654	76	56

October 2021 Totals by Location Moved From, and By County Moved To

FROM / TO	LEWIS	LINCOLN	MASON	OKANAGON	PACIFIC	PEND OREILLE	PIERCE	SAN JUAN	SKAGIT	SKAMANIA	SNOHOMISH	SPOKANE	STEVENS	THURSTON	WAHIAKUM	WALLA WALLA	WHATCOM	WHITMAN	YAKIMA	UNKNOWN
ALABAMA	2	0	0	0	1	0	14	0	1	3	8	5	3	11	0	1	2	1	2	1
ALASKA	3	0	2	2	0	0	36	2	4	0	6	26	3	17	0	2	12	4	2	4
ARIZONA	9	4	14	1	1	5	76	3	14	0	68	49	8	43	0	8	20	3	14	6
ARKANSAS	0	0	0	1	1	0	5	0	0	0	17	5	0	1	0	1	0	0	2	1
CALIFORNIA	15	0	30	10	13	7	330	11	35	5	287	208	22	131	2	7	107	22	33	84
COLORADO	4	0	2	1	3	0	61	3	10	0	49	47	3	26	0	2	16	7	4	10
CONNECTICUT	0	0	0	0	0	0	13	0	0	0	8	2	0	3	0	0	2	0	0	0
DELAWARE	0	0	0	0	0	0	1	0	0	0	0	0	0	0	0	0	0	0	0	0
FLORIDA	7	1	7	2	3	0	55	0	3	7	63	32	1	34	0	0	16	1	2	14
GEORGIA	0	0	3	0	1	0	37	1	1	0	12	10	0	14	0	2	3	1	4	4
HAWAII	2	0	3	0	0	0	38	2	3	0	22	19	1	17	0	1	3	1	3	5
IDAHO	0	3	5	1	2	5	39	1	7	0	26	174	3	14	0	6	12	33	12	11
ILLINOIS	0	0	7	0	0	0	32	0	7	2	19	14	0	10	0	1	10	4	3	15
INDIANA	0	0	0	0	0	0	17	0	4	0	9	5	0	5	0	5	8	2	0	7
IOWA	1	0	2	1	0	0	5	0	6	0	7	2	2	10	0	0	0	3	2	3
KANSAS	0	0	0	0	0	0	10	0	1	0	13	5	1	5	0	2	4	1	1	1
KENTUCKY	1	0	0	0	0	0	7	1	2	0	10	4	1	2	0	0	3	0	0	3
LOUISIANA	2	0	1	0	0	0	14	0	0	0	10	2	0	7	0	0	4	0	1	6
MAINE	0	0	0	0	0	0	1	0	0	0	1	4	0	2	0	0	3	0	0	2
MARYLAND	1	0	2	0	0	0	14	0	5	0	10	6	0	9	0	1	6	2	3	7
MASSACHUSETTS	1	0	0	0	0	0	17	2	0	0	20	3	0	7	0	0	1	0	1	2
MICHIGAN	1	0	1	0	0	0	23	0	3	0	13	9	0	9	0	3	10	5	1	9
MINNESOTA	2	0	1	0	0	2	21	0	4	1	19	13	2	7	0	2	8	0	0	5
MISSISSIPPI	0	0	0	0	0	0	12	0	1	0	9	4	0	4	0	1	0	1	0	1
MISSOURI	5	0	0	0	0	1	21	0	2	2	8	8	0	12	0	0	6	3	5	4
MONTANA	3	0	0	1	1	4	16	1	4	0	23	49	2	12	0	4	11	9	8	4
NEBRASKA	1	0	2	0	0	0	2	0	0	0	8	2	0	4	0	0	1	0	0	0
NEVADA	3	0	9	2	6	0	45	2	2	2	30	35	5	19	1	1	17	1	8	7
NEW HAMPSHIRE	0	0	0	0	0	0	4	1	0	0	1	1	0	1	0	1	0	0	0	2
NEW JERSEY	3	0	2	0	0	0	17	0	1	0	7	5	0	7	0	0	3	1	0	7
NEW MEXICO	2	0	1	1	0	0	12	2	0	0	19	4	0	4	0	0	1	2	1	5
NEW YORK	0	0	1	0	0	0	30	1	2	0	26	9	0	11	0	2	9	2	1	9
NORTH CAROLINA	1	0	1	1	1	2	35	0	3	0	18	14	0	24	0	2	9	1	4	7
NORTH DAKOTA	2	0	0	0	0	0	6	0	0	0	7	11	0	1	0	0	2	2	0	1
OHIO	1	0	0	0	0	0	17	0	1	0	19	11	0	5	0	2	3	1	0	2
OKLAHOMA	0	0	1	0	0	0	12	0	5	0	7	9	2	7	0	1	2	0	2	2
OREGON	15	2	9	3	22	2	76	4	12	17	65	87	12	63	9	33	41	6	21	34
PENNSYLVANIA	0	0	0	0	0	0	19	1	2	0	15	8	0	9	0	0	5	4	4	6
RHODE ISLAND	0	0	0	0	0	0	3	0	0	0	0	1	0	1	0	0	0	0	0	0
SOUTH CAROLINA	1	0	0	3	0	0	14	0	0	0	11	7	0	4	0	2	2	1	0	3
SOUTH DAKOTA	0	0	1	0	0	0	6	0	0	0	2	4	0	2	1	1	0	0	2	0
TENNESSEE	1	0	3	1	2	0	34	0	2	0	20	6	2	15	0	1	8	0	1	2
TEXAS	4	0	5	2	3	1	143	4	20	0	84	43	6	42	0	2	31	5	11	16
UTAH	1	0	5	0	5	1	22	0	6	1	26	16	6	23	0	2	7	4	7	7
VERMONT	0	0	0	0	0	0	3	1	0	0	0	0	0	2	0	0	2	0	0	0
VIRGINIA	0	0	2	0	0	0	39	0	3	0	28	10	1	16	0	1	5	2	0	9
WASHINGTON	0	0	0	0	0	0	0	0	0	0	0	0	0	0	0	0	0	0	0	0
WEST VIRGINIA	0	0	0	0	0	0	2	0	0	0	5	0	0	0	0	0	1	0	0	0
WISCONSIN	3	1	1	0	0	0	12	2	5	0	9	7	0	6	0	1	7	0	0	2
WYOMING	1	0	0	0	1	0	5	0	1	0	1	5	1	2	0	0	5	0	3	1
DISTRICT OF COLUMBIA	0	0	0	0	0	0	2	0	0	0	1	1	0	1	0	0	1	0	0	1
AFGHANISTAN	0	0	0	0	0	0	0	0	0	0	1	0	0	0	0	0	0	0	0	0
ÅLAND ISLANDS	0	0	0	0	0	0	0	0	0	0	0	0	0	0	0	0	0	0	0	0
ALBANIA	0	0	0	0	0	0	0	0	0	0	0	0	0	0	0	0	0	0	0	0
ALGERIA	0	0	0	0	0	0	0	0	0	0	0	0	0	0	0	0	0	0	0	0
AMERICAN SAMOA	0	0	0	0	0	0	10	0	0	0	0	0	0	2	0	0	0	0	0	0
ANDORRA	0	0	0	0	0	0	0	0	0	0	0	0	0	0	0	0	0	0	0	0

October 2021 Totals by Location Moved From, and By County Moved To

FROM / TO	LEWIS	LINCOLN	MASON	OKANAGON	PACIFIC	PEND OREILLE	PIERCE	SAN JUAN	SKAGIT	SKAMANIA	SNOHOMISH	SPOKANE	STEVENS	THURSTON	WAHIAKUM	WALLA WALLA	WHATCOM	WHITMAN	YAKIMA	UNKNOWN
ENGLAND	0	0	0	0	0	0	0	0	0	0	0	0	0	0	0	0	0	0	0	0
EQUATORIAL GUINEA	0	0	0	0	0	0	0	0	0	0	0	0	0	0	0	0	0	0	0	0
ERITREA	0	0	0	0	0	0	0	0	0	0	0	0	0	0	0	0	0	0	0	0
ESTONIA	0	0	0	0	0	0	0	0	0	0	0	0	0	0	0	0	0	0	0	0
ETHIOPIA	0	0	0	0	0	0	0	0	0	0	0	0	0	0	0	0	0	0	0	0
FALKLAND ISLANDS (MALV	0	0	0	0	0	0	0	0	0	0	0	0	0	0	0	0	0	0	0	0
FAROE ISLANDS	0	0	0	0	0	0	0	0	0	0	0	0	0	0	0	0	0	0	0	0
FEDERAL STATES OF MICR	0	0	0	0	0	0	1	0	0	0	0	0	0	0	0	0	0	0	0	0
FIJI	0	0	0	0	0	0	0	0	0	0	0	0	0	0	0	0	0	0	0	0
FINLAND	0	0	0	0	0	0	0	0	0	0	0	0	0	0	0	0	0	0	0	0
FRANCE	0	0	0	0	0	0	0	0	0	0	0	0	0	0	0	0	0	0	0	0
FRENCH GUIANA	0	0	0	0	0	0	0	0	0	0	0	0	0	0	0	0	0	0	0	0
FRENCH POLYNESIA	0	0	0	0	0	0	0	0	0	0	0	0	0	0	0	0	0	0	0	0
FRENCH SOUTHERN TERRI	0	0	0	0	0	0	0	0	0	0	0	0	0	0	0	0	0	0	0	0
GABON	0	0	0	0	0	0	0	0	0	0	0	0	0	0	0	0	0	0	0	0
GAMBIA	0	0	0	0	0	0	0	0	0	0	0	0	0	0	0	0	0	0	0	0
GEORGIA (Country)	0	0	0	0	0	0	0	0	0	0	0	0	0	0	0	0	0	0	0	0
GERMANY	0	0	0	0	0	0	3	0	1	0	1	1	0	0	0	0	1	0	0	1
GHANA	0	0	0	0	0	0	0	0	0	0	0	0	0	0	0	0	0	0	0	0
GIBRALTAR	0	0	0	0	0	0	0	0	0	0	0	0	0	0	0	0	0	0	0	0
GREECE	0	0	0	0	0	0	0	0	0	0	0	0	0	0	0	0	0	0	0	0
GREENLAND	0	0	0	0	0	0	0	0	0	0	0	0	0	0	0	0	0	0	0	0
GRENADA	0	0	0	0	0	0	0	0	0	0	0	0	0	0	0	0	0	0	0	0
GUADELOUPE	0	0	0	0	0	0	1	0	0	0	0	0	0	0	0	0	0	0	0	0
GUAM	1	0	0	0	0	0	11	0	1	0	8	4	1	6	0	0	0	0	0	1
GUANAJUATO	0	0	1	0	0	0	4	0	0	0	0	0	0	0	0	0	0	0	0	0
GUATEMALA	0	0	0	0	0	0	0	0	0	0	0	0	0	0	0	0	0	0	0	0
GUERNSEY	0	0	0	0	0	0	0	0	0	0	0	0	0	0	0	0	0	0	0	0
GUINEA	0	0	0	0	0	0	0	0	0	0	0	0	0	0	0	0	0	0	0	0
GUINEA-BISSAU	0	0	0	0	0	0	0	0	0	0	0	0	0	0	0	0	0	0	0	0
GUYANA	0	0	0	0	0	0	0	0	0	0	0	0	0	0	0	0	0	1	0	0
HAITI	0	0	0	0	0	0	0	0	0	0	0	0	0	0	0	0	0	0	0	0
HEARD ISLAND-MCDONALD	0	0	0	0	0	0	0	0	0	0	0	0	0	0	0	0	0	0	0	0
HOLY SEE (VATICAN CITY	1	0	0	0	0	0	0	0	0	0	2	0	0	0	0	0	0	0	0	1
HONDURAS	0	0	0	0	0	0	0	0	0	0	0	0	0	0	0	0	0	0	0	0
HONG KONG	0	0	0	0	0	0	0	0	0	0	0	0	0	0	0	0	0	0	0	0
HUNGARY	0	0	0	0	0	0	0	0	0	0	0	0	0	0	0	0	0	0	0	0
ICELAND	0	0	0	0	0	0	3	0	1	0	4	0	0	0	0	0	0	0	0	4
INDIA	0	0	0	0	0	0	0	0	0	0	1	0	0	0	0	0	0	0	0	0
INDONESIA	0	0	0	0	0	0	0	0	0	0	0	0	0	0	0	0	0	0	0	0
IRAN	0	0	0	0	0	0	0	0	0	0	2	0	0	0	0	0	0	0	0	0
IRAQ	0	0	0	0	0	0	0	0	0	0	0	0	0	0	0	0	0	0	0	0
IRELAND	0	0	0	0	0	0	0	0	0	0	0	0	0	0	0	0	0	0	0	0
ISLE OF MAN	0	0	0	0	0	0	0	0	0	0	0	0	0	0	0	0	0	0	0	0
ISRAEL	0	0	0	0	0	0	0	0	0	0	0	0	0	0	0	0	0	0	0	0
ITALY	0	0	0	0	0	0	0	0	0	0	1	1	0	0	0	0	0	0	0	0
JAMAICA	0	0	0	0	0	0	2	0	2	0	5	0	0	0	0	0	1	0	0	2
JAPAN	0	0	0	0	0	0	0	0	0	0	0	0	0	0	0	0	0	0	0	0
JERSEY	0	0	0	0	0	0	0	0	0	0	1	0	0	0	0	0	0	0	0	0
JORDAN	0	0	0	0	0	0	0	0	0	0	1	0	0	0	0	0	0	0	0	0
KAZAKHSTAN	0	0	0	0	0	0	5	0	0	0	1	0	0	0	0	0	0	0	0	1
KENYA	0	0	0	0	0	0	0	0	0	0	0	0	0	0	0	0	0	0	0	0
KIRIBATI	0	0	0	0	0	0	0	0	0	0	0	0	0	0	0	0	0	0	0	0
KUWAIT	0	0	0	0	0	0	0	0	0	0	0	0	0	0	0	0	0	0	0	0
KYRGYZSTAN	0	0	0	0	0	0	0	0	0	0	0	0	0	0	0	0	0	0	0	0
LAOS	0	0	0	0	0	0	0	0	0	0	0	0	0	0	0	0	0	0	0	0
LATVIA	0	0	0	0	0	0	0	0	0	0	0	0	0	0	0	0	0	0	0	0
LEBANON	0	0	0	0	0	0	0	0	0	0	0	0	0	0	0	0	0	0	0	0
LESOTHO	0	0	0	0	0	0	0	0	0	0	0	0	0	0	0	0	0	0	0	0
LIBERIA	0	0	0	0	0	0	0	0	0	0	0	0	0	0	0	0	0	0	0	0
LIBYA	0	0	0	0	0	0	0	0	0	0	0	0	0	0	0	0	0	0	0	0
LIECHTENSTEIN	0	0	0	0	0	0	0	0	0	0	0	0	0	0	0	0	0	0	0	0
LITHUANIA	0	0	0	0	0	0	0	0	0	0	0	0	0	0	0	0	0	0	0	0
LUXEMBOURG	0	0	0	0	0	0	0	0	0	0	0	0	0	0	0	0	0	0	0	0
MACAU	0	0	0	0	0	0	0	0	0	0	0	0	0	0	0	0	0	0	0	0
MACEDONIA	0	0	0	0	0	0	0	0	0	0	0	0	0	0	0	0	0	0	0	0
MADAGASCAR	0	0	0	0	0	0	0	0	0	0	0	0	0	0	0	0	0	0	0	0

October 2021 Totals by Location Moved From, and By County Moved To

FROM / TO					PEND	SAN										WALLA				
	LEWIS	LINCOLN	MASON	OKANAGON	PACIFIC	OREILLE	PIERCE	JUAN	SKAGIT	SKAMANIA	SNOHOMISH	SPOKANE	STEVENS	THURSTON	WAHIAKUM	WALLA	WHATCOM	WHITMAN	YAKIMA	UNKNOWN
MALAWI	0	0	0	0	0	0	0	0	0	0	0	0	0	0	0	0	0	0	0	0
MALAYSIA	0	0	0	0	0	0	0	0	0	0	0	0	0	0	0	0	0	0	0	0
MALDIVES	0	0	0	0	0	0	0	0	0	0	0	0	0	0	0	0	0	0	0	0
MALI	0	0	0	0	0	0	0	0	0	0	0	0	0	0	0	0	0	0	0	0
MALTA	0	0	0	0	0	0	0	0	0	0	2	2	0	0	0	0	0	0	0	1
MARSHALL ISLANDS	0	0	0	0	0	0	0	0	0	0	0	0	0	0	0	0	0	0	0	0
MARTINIQUE	0	0	0	0	0	0	0	0	0	0	0	0	0	0	0	0	0	0	0	0
MAURITANIA	0	0	0	0	0	0	0	0	0	0	0	0	0	0	0	0	0	0	0	0
MAURITIUS	0	0	0	0	0	0	0	0	0	0	0	0	0	0	0	0	0	0	0	0
MAYOTTE ISLAND	1	0	0	0	0	0	10	0	2	0	24	2	0	2	0	0	3	0	13	5
MEXICO	0	0	0	0	0	0	0	0	0	0	0	0	0	0	0	0	0	0	0	0
MONACO	0	0	0	0	0	0	0	0	0	0	0	0	0	0	0	0	0	0	0	0
MONGOLIA	0	0	0	0	0	0	1	0	0	0	0	0	0	0	0	0	0	0	0	0
MONTENEGRO	0	0	0	0	0	0	0	0	0	0	0	0	0	0	0	0	0	0	0	0
MONTSERRAT	0	0	0	0	0	0	0	0	0	0	0	0	0	0	0	0	0	0	0	0
MOROCCO	0	0	0	0	0	0	0	0	0	0	0	0	0	0	0	0	0	0	0	0
MOZAMBIQUE	0	0	0	0	0	0	0	0	0	0	0	0	0	0	0	0	0	0	0	0
MYANMAR	0	0	0	0	0	0	0	0	0	0	1	0	0	0	0	0	0	0	0	0
NAMIBIA	0	0	0	0	0	0	0	0	0	0	0	0	0	0	0	0	0	0	0	0
NAURU	0	0	0	0	0	0	0	0	0	0	0	0	0	0	0	0	0	0	0	0
NEPAL	0	0	0	0	0	0	0	0	0	0	0	0	0	1	0	0	0	0	0	0
NETHERLANDS	0	0	0	0	0	0	0	0	0	0	0	0	0	0	0	0	0	0	0	0
NEW CALEDONIA	0	0	0	0	0	0	0	0	0	0	2	1	0	0	0	0	0	0	0	0
NEW ZEALAND	0	0	0	0	0	0	1	0	0	0	2	0	0	0	0	0	0	0	0	0
NICARAGUA	0	0	0	0	0	0	0	0	0	0	0	0	0	0	0	0	0	0	0	0
NIGER	0	0	0	0	0	0	0	0	0	0	0	0	0	0	0	0	0	0	0	0
NIGERIA	0	0	0	0	0	0	0	0	0	0	0	0	0	0	0	0	0	0	0	0
NIUE	0	0	0	0	0	0	0	0	0	0	0	0	0	0	0	0	0	0	0	0
NORFOLK ISLAND	0	0	0	0	0	0	0	0	0	0	0	0	0	0	0	0	0	0	0	0
NORTH KOREA	0	0	0	0	0	0	0	0	0	0	0	0	0	0	0	0	0	0	0	0
NORTHERN IRELAND	1	0	0	0	0	0	3	0	0	0	1	1	0	6	0	0	0	1	0	2
NORTHERN MARIANA ISLAI	0	0	0	0	0	0	0	0	0	0	0	0	0	0	0	0	0	0	0	0
NORWAY	0	0	0	0	0	0	0	0	0	0	0	0	0	0	0	0	0	0	0	0
OCCUPIED PALESTINIAN TI	0	0	0	0	0	0	0	0	0	0	0	0	0	0	0	0	0	1	0	0
OMAN	0	0	0	0	0	0	0	0	0	0	0	0	0	0	0	0	0	0	0	0
PAKISTAN	0	0	0	0	0	0	0	0	0	0	0	0	0	0	0	0	0	0	0	0
PALAU	0	0	0	0	0	0	0	0	0	0	0	0	0	0	0	0	0	0	0	0
PANAMA	0	0	0	0	0	0	0	0	0	0	0	0	0	0	0	0	0	0	0	0
PAPUA NEW GUINEA	0	0	0	0	0	0	0	0	0	0	0	0	0	0	0	0	0	0	0	0
PARAGUAY	0	0	0	0	0	0	0	0	0	0	0	0	0	0	0	0	0	0	0	0
PERU	0	0	0	0	0	0	0	0	0	0	0	0	0	0	0	0	0	0	0	0
PHILIPPINES	0	0	0	0	0	0	0	0	0	0	0	0	0	0	0	0	0	0	0	0
PITCAIRN	0	0	0	0	0	0	0	0	0	0	0	0	0	0	0	0	0	0	0	0
POLAND	0	0	0	0	0	0	0	0	0	0	0	0	0	0	0	0	0	0	0	0
PORTUGAL	0	0	0	0	0	0	13	0	0	0	2	1	0	1	0	0	1	0	0	0
PUERTO RICO	0	0	0	0	0	0	0	0	0	0	0	0	0	0	0	0	0	0	0	0
QATAR	0	0	0	0	0	0	0	0	0	0	0	0	0	0	0	0	0	0	0	0
REPUBLIC OF MOLDOVA	0	0	0	0	0	0	3	0	0	0	2	0	0	0	0	0	0	0	0	0
REUNION ISLAND	0	0	0	0	0	0	0	0	0	0	1	0	0	0	0	0	0	0	0	0
ROMANIA	0	0	0	0	0	0	1	0	0	0	1	0	0	0	0	0	0	0	0	0
RUSSIA	0	0	0	0	0	0	5	0	0	0	1	1	0	0	0	0	0	0	0	3
RWANDA	0	0	0	0	0	0	0	0	0	0	0	0	0	0	0	0	0	0	0	0
SAMOA	0	0	0	0	0	0	0	0	0	0	0	0	0	0	0	0	0	0	0	0
SAN MARINO	0	0	0	0	0	0	0	0	0	0	0	0	0	0	0	0	0	0	0	0
SAO TOME AND PRINCIPE	0	0	0	0	0	0	0	0	0	0	0	0	0	0	0	0	0	0	0	0
SAUDI ARABIA	0	0	0	0	0	0	2	0	0	0	3	0	0	0	0	0	0	0	0	0
SCOTLAND	0	0	0	0	0	0	0	0	0	0	0	0	0	0	0	0	0	0	0	0
SENEGAL	0	0	0	0	0	0	0	0	0	0	0	0	0	0	0	0	0	0	0	0
SERBIA	0	0	0	0	0	0	1	0	0	0	1	0	0	0	0	0	0	0	0	0
SEYCHELLES	0	0	0	0	0	0	0	0	0	0	0	0	0	0	0	0	0	0	0	0
SIERRA LEONE	0	0	0	0	0	0	0	0	0	0	0	0	0	0	0	0	0	0	0	0
SINGAPORE	0	0	0	0	0	0	0	0	0	0	0	0	0	0	0	0	0	0	0	0
SINT MAARTEN	0	0	0	0	0	0	0	0	0	0	0	0	0	0	0	0	0	0	0	0
SLOVAKIA	0	0	0	0	0	0	0	0	0	0	0	0	0	0	0	0	0	0	0	0
SLOVENIA	0	0	0	0	0	0	0	0	0	0	0	0	0	0	0	0	0	0	0	0
SOLOMON ISLANDS	0	0	0	0	0	0	0	0	0	0	0	0	0	0	0	0	0	0	0	0
SOMALIA	0	0	0	0	0	0	0	0	0	0	0	0	0	0	0	0	0	0	0	0

October 2021 Totals by Location Moved From, and By County Moved To

FROM / TO	PEND					SAN				WALLA										
	LEWIS	LINCOLN	MASON	OKANAGON	PACIFIC	OREILLE	PIERCE	JUAN	SKAGIT	SKAMANIA	SNOHOMISH	SPOKANE	STEVENS	THURSTON	WAHIAKUM	WALLA	WHATCOM	WHITMAN	YAKIMA	UNKNOWN
SOUTH AFRICA	0	0	0	0	0	0	0	0	0	0	0	0	0	0	0	0	0	0	0	0
SOUTH GEORGIA-SANDWIC	0	0	0	0	0	0	0	0	0	0	0	0	0	0	0	0	0	0	0	0
SOUTH KOREA	0	0	0	0	0	1	10	0	0	0	14	1	0	1	0	0	2	4	0	3
SOUTH SUDAN	0	0	0	0	0	0	0	0	0	0	0	0	0	0	0	0	0	0	0	0
SPAIN	0	0	0	0	0	0	1	0	0	0	0	0	0	0	0	0	0	0	0	0
SRI LANKA	0	0	0	0	0	0	0	0	0	0	0	0	0	0	0	0	0	0	0	0
ST. BARTHÉLEMY	0	0	0	0	0	0	0	0	0	0	0	0	0	0	0	0	0	0	0	0
ST. HELENA	0	0	0	0	0	0	0	0	0	0	0	0	0	0	0	0	0	0	0	0
ST. KITTS NEVIS	0	0	0	0	0	0	0	0	0	0	0	0	0	0	0	0	0	0	0	0
ST. LUCIA	0	0	0	0	0	0	0	0	0	0	0	0	0	0	0	0	0	0	0	0
ST. PIERRE AND MIQUELON	0	0	0	0	0	0	0	0	0	0	0	0	0	0	0	0	0	0	0	0
ST. VINCENT AND THE GRE	0	0	0	0	0	0	0	0	0	0	0	0	0	0	0	0	0	0	0	0
SUDAN	0	0	0	0	0	0	0	0	0	0	0	0	0	0	0	0	0	0	0	0
SURINAME	0	0	0	0	0	0	0	0	0	0	0	0	0	0	0	0	0	0	0	0
SVALBARD AND JAN MAYE	0	0	0	0	0	0	0	0	0	0	0	0	0	0	0	0	0	0	0	0
SWAZILAND	0	0	0	0	0	0	0	0	0	0	0	0	0	0	0	0	0	0	0	0
SWEDEN	0	0	0	0	0	0	0	0	0	0	1	0	0	0	0	0	0	0	0	0
SWITZERLAND	0	0	0	0	0	0	0	0	0	0	0	0	0	0	0	0	0	0	0	0
SYRIAN ARAB REPUBLIC	0	0	0	0	0	0	0	0	0	0	0	0	0	0	0	0	0	0	0	0
TAIWAN	0	0	0	0	0	0	2	0	0	0	4	0	0	2	0	0	0	0	0	7
TAJIKISTAN	0	0	0	0	0	0	0	0	0	0	0	0	0	0	0	0	0	0	0	0
TANZANIA	0	0	0	0	0	0	0	0	0	0	0	0	0	0	0	0	0	0	0	0
THAILAND	0	0	0	0	0	0	0	0	0	0	2	0	0	0	0	0	1	0	0	2
TIMOR-LESTE	0	0	0	0	0	0	0	0	0	0	0	0	0	0	0	0	0	0	0	0
TOGO	0	0	0	0	0	0	0	0	0	0	0	0	0	0	0	0	0	0	0	0
TOKELAU	0	0	0	0	0	0	0	0	0	0	0	0	0	0	0	0	0	0	0	0
TONGA	0	0	0	0	0	0	0	0	0	0	0	0	0	0	0	0	0	0	0	0
TRINIDAD AND TOBAGO	0	0	0	0	0	0	0	0	0	0	0	0	0	0	0	0	0	0	0	0
TUNISIA	0	0	0	0	0	0	0	0	0	0	0	0	0	0	0	0	0	0	0	0
TURKEY	0	0	0	0	0	0	0	0	0	0	2	0	0	0	0	0	0	0	0	0
TURKMENISTAN	0	0	0	0	0	0	0	0	0	0	0	0	0	0	0	0	0	0	0	0
TURKS AND CAICOS ISLAN	0	0	0	0	0	0	0	0	0	0	0	0	0	0	0	0	0	0	0	0
TUVALU	0	0	0	0	0	0	0	0	0	0	0	0	0	0	0	0	0	0	0	0
UGANDA	0	0	0	0	0	0	0	0	0	0	0	0	0	1	0	0	0	0	0	0
UKRAINE	0	0	0	0	0	0	7	0	0	0	7	0	0	0	0	0	0	0	0	0
UNITED ARAB EMIRATES	0	0	0	0	0	0	1	0	0	0	1	0	0	0	0	0	0	0	0	0
UNITED KINGDOM	0	0	0	0	0	0	1	0	0	0	0	0	0	0	0	0	0	0	0	0
URUGUAY	0	0	0	0	0	0	0	0	0	0	0	0	0	0	0	0	0	0	0	0
US MINOR OUTLYING ISLA	0	0	0	0	0	0	0	0	0	0	0	0	0	0	0	0	0	0	0	0
UZBEKISTAN	0	0	0	0	0	0	0	0	0	0	0	0	0	0	0	0	0	0	0	0
VANUATU	0	0	0	0	0	0	0	0	0	0	0	0	0	0	0	0	0	0	0	0
VENEZUELA	0	0	0	0	0	0	8	0	0	0	4	1	0	0	0	0	0	0	0	1
VIET NAM	0	0	0	0	0	0	0	0	0	0	1	0	0	0	0	0	0	0	0	0
VIRGIN ISLANDS	0	0	0	0	0	0	1	0	0	0	0	0	0	0	0	0	0	0	0	0
VIRGIN ISLANDS, BRITISH	0	0	0	0	0	0	0	0	0	0	0	0	0	0	0	0	0	0	0	0
VIRGIN ISLANDS, U.S.	0	0	0	0	0	0	0	0	0	0	0	0	0	0	0	0	0	0	0	0
WALES	0	0	0	0	0	0	0	0	0	0	0	0	0	0	0	0	0	0	0	0
WALLIS-FUTUNA	0	0	0	0	0	0	0	0	0	0	0	0	0	0	0	0	0	0	0	0
WESTERN SAHARA	0	0	0	0	0	0	0	0	0	0	0	0	0	0	0	0	0	0	0	0
YEMEN	0	0	0	0	0	0	0	0	0	0	0	0	0	0	0	0	0	0	0	0
ZAMBIA	0	0	0	1	0	0	0	0	0	0	0	0	0	0	0	0	0	0	0	0
ZIMBABWE	0	0	0	0	0	0	0	0	0	0	0	0	0	0	0	0	0	0	0	0
** TOTAL **	103	11	126	34	66	31	1605	45	190	33	1294	1022	88	705	13	104	449	146	185	379