



STATE OF WASHINGTON
DEPARTMENT OF LICENSING
PO Box 9020 • Olympia, Washington 98507-9020

May 25, 2022

Washington State Drivers Report for April 2022

The monthly report provides a summary of Washington drivers' license (WDL) in-migration activity. There was a major driver licensing system change effective September 2018 and the following improvements were made to this report:

- Reporting covers the true calendar month from September 2018 forward. Previously, the month reported was the sum of the weeks through the last Saturday of the month.
- Data cleaning/reclassification may have some impact to the report counts. Caution is advised when comparing the new and old reports.

During the month of April, 13,642 out-of-state drivers obtained a Washington driver license. This is 908 fewer than the 14,550 out-of-state drivers who obtained licenses in April of 2021. Licensing office operations have been somewhat limited since around mid-March 2020 in accordance with Governor Inslee's Stay Home Proclamation and licenses for drivers moving into Washington have been under-processed. For the 12 months ending April 2022, 183,710 out-of-state drivers obtained a Washington driver license, an increase over the same period a year ago by 41.6 percent.

The table below depicts WDL migration into Washington State featuring states that have historically been the top five in-migration states. Also depicted in the table below is a 12-month moving sum to provide an annual trend.

	Apr 2022			Year Ending Apr 2022		
	2022	2021	% Change	2022	2021	% Change
Total Drivers In	13,642	14,550	-6.2	183,710	129,726	41.6
Weekly Average	3,411	3,638	-6.2	3,533	2,495	41.6
California	2,807	3,297	-14.9	40,730	29,998	35.8
Oregon	1,535	1,882	-18.4	20,602	15,978	28.9
Texas	788	767	2.7	10,772	7,222	49.2
Arizona	598	597	0.2	7,661	5,164	48.4
Idaho	423	512	-17.4	6,221	4,697	32.4

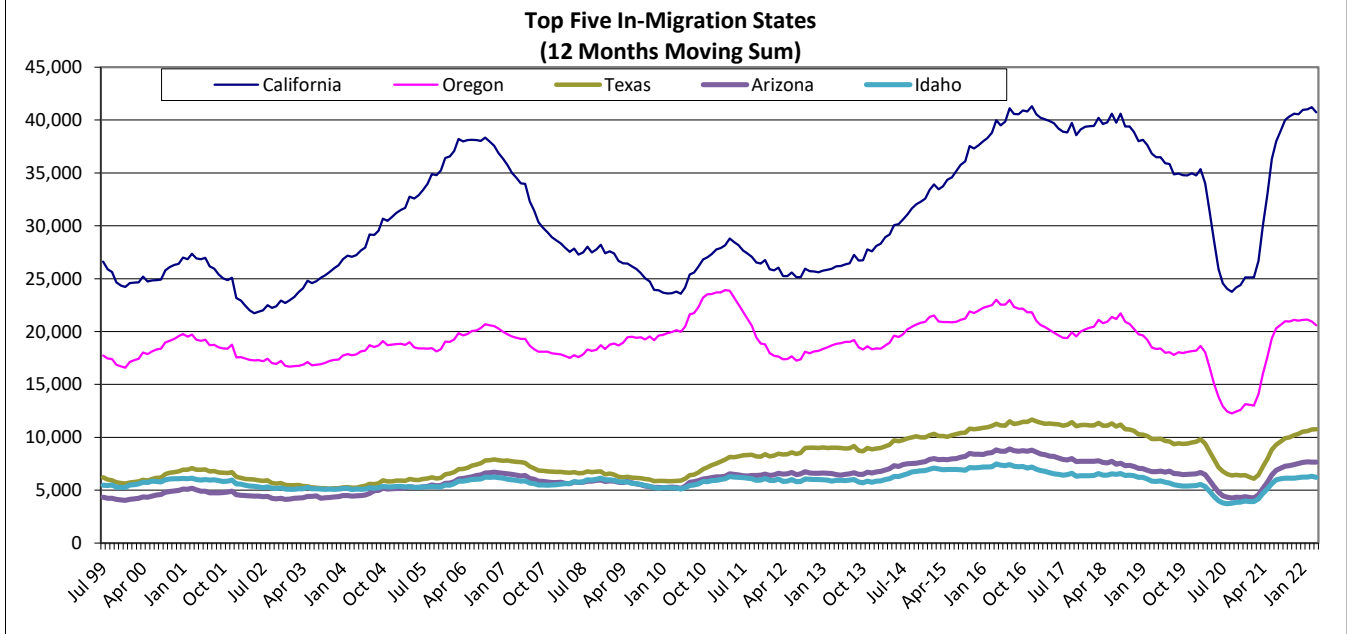
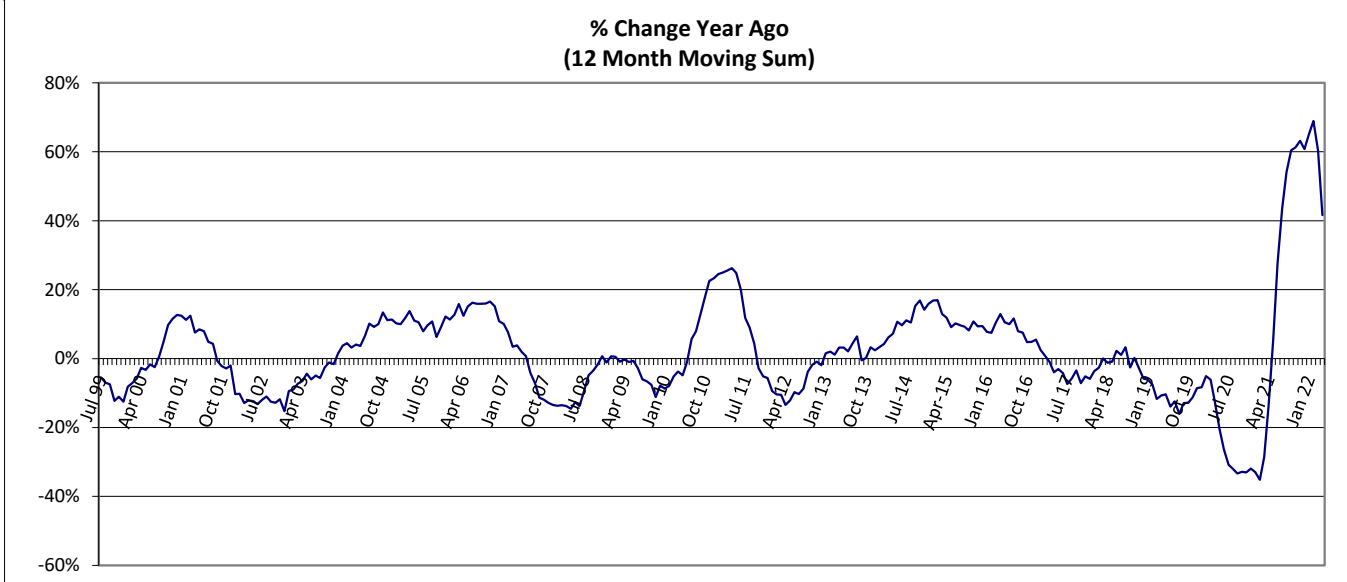
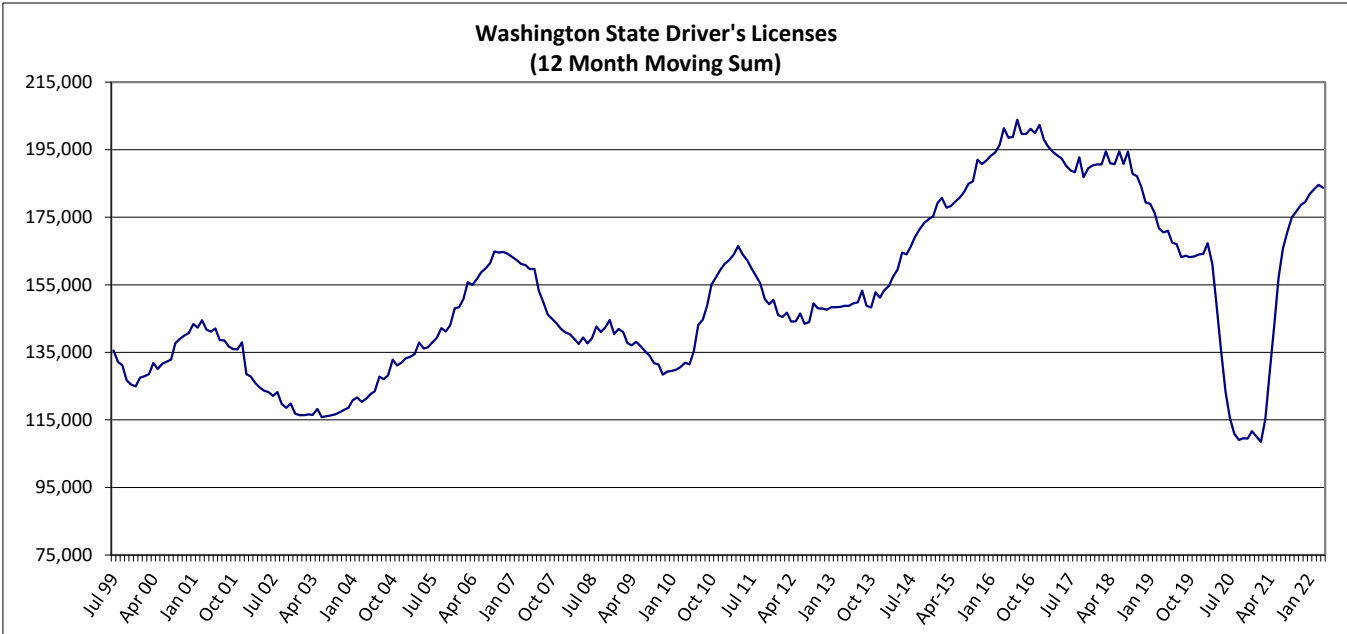
The graphs on page 2 show the 12-month moving sum of drivers moving into Washington, the percent change from a year ago, and the top five in-migration states.

The table on page 3 has the current month driver in-migration by state along with the same month a year ago showing the year-over-year (YOY) change as well as the percent change by state. The monthly detail report of driver migration totals by location moved from and by county moved to begins on page 4.

The WDL Reports are available online at <https://www.dol.wa.gov/about/driversreports.html>.

Alice Vogel, Tax Policy Specialist
 Department of Licensing
 Forecasting Office
 Highways and Licensing Building
 Olympia, WA 98507-48018

We are committed to providing equal access to our services.
 For more information, visit dol.wa.gov/access. (TDD/TTY call 711).



Driver In-Migration By State

Month: **April**

Number of Weeks	4	4		
State	2022	2021	YOY Change	% Change
ALABAMA	70	77	(7)	-9.1%
ALASKA	166	205	(39)	-19.0%
ARIZONA	598	597	1	0.2%
ARKANSAS	56	58	(2)	-3.4%
CALIFORNIA	2,807	3,297	(490)	-14.9%
COLORADO	430	489	(59)	-12.1%
CONNECTICUT	52	66	(14)	-21.2%
DELAWARE	13	15	(2)	-13.3%
FLORIDA	589	577	12	2.1%
GEORGIA	224	236	(12)	-5.1%
HAWAII	200	240	(40)	-16.7%
IDAHO	423	512	(89)	-17.4%
ILLINOIS	307	312	(5)	-1.6%
INDIANA	119	112	7	6.3%
IOWA	64	73	(9)	-12.3%
KANSAS	72	100	(28)	-28.0%
KENTUCKY	59	68	(9)	-13.2%
LOUISIANA	85	69	16	23.2%
MAINE	15	33	(18)	-54.5%
MARYLAND	145	139	6	4.3%
MASSACHUSETTS	196	201	(5)	-2.5%
MICHIGAN	180	202	(22)	-10.9%
MINNESOTA	140	151	(11)	-7.3%
MISSISSIPPI	32	32	0	0.0%
MISSOURI	137	136	1	0.7%
MONTANA	180	202	(22)	-10.9%
NEBRASKA	50	61	(11)	-18.0%
NEVADA	316	303	13	4.3%
NEW HAMPSHIRE	28	45	(17)	-37.8%
NEW JERSEY	139	149	(10)	-6.7%
NEW MEXICO	88	97	(9)	-9.3%
NEW YORK	292	353	(61)	-17.3%
NORTH CAROLINA	207	243	(36)	-14.8%
NORTH DAKOTA	34	49	(15)	-30.6%
OHIO	141	212	(71)	-33.5%
OKLAHOMA	74	107	(33)	-30.8%
OREGON	1,535	1,882	(347)	-18.4%
PENNSYLVANIA	175	203	(28)	-13.8%
RHODE ISLAND	14	20	(6)	-30.0%
SOUTH CAROLINA	94	93	1	1.1%
SOUTH DAKOTA	23	44	(21)	-47.7%
TENNESSEE	129	139	(10)	-7.2%
TEXAS	788	767	21	2.7%
UTAH	250	262	(12)	-4.6%
VERMONT	21	24	(3)	-12.5%
VIRGINIA	233	237	(4)	-1.7%
WASHINGTON	0	0	0	0.0%
WEST VIRGINIA	12	14	(2)	-14.3%
WISCONSIN	112	134	(22)	-16.4%
WYOMING	40	50	(10)	-20.0%
WASH. DC	49	36	13	36.1%
OUTSIDE U.S.	1,439	827	612	74.0%
TOTAL	13,642	14,550	(908)	-6.2%

April 2022 Totals by Location Moved From, and By County Moved To

FROM / TO	TOTAL	GRAYS																			
		ADAMS	ASOTIN	BENTON	CHELAN	CLALLAM	CLARK	COLUMBIA	COWLITZ	DOUGLAS	FERRY	FRANKLIN	GARFIELD	GRANT	HARBOR	ISLAND	JEFFERSON	KING	KITSAP	KITTITAS	KLCKITAT
ALABAMA	70	0	0	1	0	0	7	0	0	0	0	1	0	4	0	0	23	4	1	1	
ALASKA	166	0	0	7	3	4	15	0	0	1	1	3	0	3	3	2	33	5	2	1	
ARIZONA	598	1	0	12	5	8	43	0	11	4	3	1	0	6	7	10	0	173	23	1	3
ARKANSAS	56	0	0	1	1	0	2	0	1	0	0	0	0	0	0	1	0	22	3	0	0
CALIFORNIA	2807	3	5	29	10	41	224	0	27	1	2	8	0	15	13	58	22	1105	130	7	6
COLORADO	430	1	0	9	1	12	27	0	1	1	0	5	0	1	4	3	1	139	13	0	5
CONNECTICUT	52	0	0	2	0	2	2	0	0	0	0	1	0	0	0	0	0	22	6	0	0
DELAWARE	13	0	0	0	0	0	0	0	0	0	0	0	0	0	0	0	0	6	0	0	0
FLORIDA	589	0	0	11	3	4	23	1	7	0	0	1	0	6	0	27	3	267	24	1	0
GEORGIA	224	0	0	5	0	1	7	0	2	0	0	2	0	2	0	6	0	106	13	0	0
HAWAII	200	0	0	0	3	0	15	0	2	0	0	0	0	0	0	6	0	62	12	1	0
IDAHO	423	0	23	19	3	1	13	0	8	0	2	4	3	7	6	4	3	50	6	3	1
ILLINOIS	307	0	0	0	0	1	18	0	1	0	0	1	0	0	0	5	0	179	15	1	2
INDIANA	119	0	0	2	0	5	7	0	1	0	0	0	0	0	0	2	0	35	2	1	0
IOWA	64	0	0	0	3	1	2	0	0	1	0	0	0	0	0	0	0	27	5	0	0
KANSAS	72	0	0	1	1	0	4	0	0	0	0	1	0	2	0	1	1	19	2	0	0
KENTUCKY	59	0	1	2	0	0	0	0	0	0	0	1	0	0	0	0	0	25	4	0	0
LOUISIANA	85	0	0	3	2	0	5	0	0	0	0	0	0	0	0	0	1	33	4	0	0
MAINE	15	0	0	0	0	0	0	0	0	0	0	0	0	0	0	0	0	9	1	0	0
MARYLAND	145	0	0	0	1	2	6	0	0	0	0	1	0	0	2	3	0	71	10	0	1
MASSACHUSETTS	196	0	0	0	0	2	4	0	0	0	0	0	0	1	1	0	1	117	7	0	1
MICHIGAN	180	0	0	5	0	2	8	0	1	0	0	0	0	1	2	1	0	84	5	0	0
MINNESOTA	140	0	0	0	1	0	8	1	1	0	0	0	0	1	0	2	1	80	5	0	1
MISSISSIPPI	32	0	0	0	0	0	2	0	0	0	0	0	0	1	1	1	0	9	1	0	0
MISSOURI	137	0	0	5	2	1	13	0	0	1	0	1	0	0	0	3	0	48	2	0	0
MONTANA	180	0	1	4	2	3	12	0	1	0	2	0	1	4	4	2	1	34	8	2	1
NEBRASKA	50	0	0	0	0	0	3	0	1	0	0	0	0	0	0	0	0	27	1	0	0
NEVADA	316	0	0	8	3	3	31	0	8	3	0	1	0	3	5	6	0	77	12	0	1
NEW HAMPSHIRE	28	0	0	0	1	0	5	0	0	0	0	0	0	0	0	1	0	8	3	0	1
NEW JERSEY	139	0	0	2	2	0	3	0	0	0	0	1	0	0	0	1	0	86	2	0	0
NEW MEXICO	88	0	0	3	0	4	6	0	1	0	0	1	0	1	1	0	2	31	3	1	0
NEW YORK	292	0	0	8	0	1	7	0	0	1	0	0	0	1	0	3	1	177	8	0	2
NORTH CAROLINA	207	0	0	5	0	1	11	0	0	0	0	0	0	1	0	1	4	71	4	2	3
NORTH DAKOTA	34	0	0	4	0	0	5	0	0	0	0	2	0	0	0	0	0	5	2	0	0
OHIO	141	0	0	3	2	0	2	0	3	0	0	1	0	4	0	4	0	61	7	0	0
OKLAHOMA	74	1	0	1	0	0	2	0	0	1	1	0	0	0	0	0	0	20	5	1	0
OREGON	1535	0	6	35	8	19	566	1	61	5	1	19	1	10	12	16	12	202	40	5	29
PENNSYLVANIA	175	0	0	1	0	0	10	0	0	0	0	0	0	4	0	8	2	95	6	0	0
RHODE ISLAND	14	0	0	0	0	0	1	0	0	0	0	0	0	0	0	0	0	9	1	0	0
SOUTH CAROLINA	94	0	0	0	1	0	2	0	4	0	1	0	0	0	0	0	3	31	17	0	1
SOUTH DAKOTA	23	0	1	0	0	1	3	0	0	0	0	0	0	0	0	0	0	6	0	0	0
TENNESSEE	129	0	0	0	1	0	11	1	0	0	0	1	0	0	2	2	0	48	7	0	0
TEXAS	788	1	0	16	1	5	36	0	5	2	0	4	0	5	4	14	2	338	28	1	0
UTAH	250	0	1	16	1	3	21	0	3	0	0	2	0	5	2	0	2	67	17	0	1
VERMONT	21	0	0	0	0	0	0	0	0	0	0	0	0	0	0	1	0	13	1	0	0
VIRGINIA	233	0	2	2	0	2	6	1	0	1	0	1	0	1	0	4	1	106	18	0	2
WASHINGTON	0	0	0	0	0	0	0	0	0	0	0	0	0	0	0	0	0	0	0	0	0
WEST VIRGINIA	12	0	0	0	0	0	3	0	0	0	0	0	0	0	0	0	0	0	1	0	0
WISCONSIN	112	0	0	1	3	1	6	0	1	0	0	0	0	1	0	0	1	45	6	0	0
WYOMING	40	0	0	0	0	1	2	0	0	0	0	0	0	0	0	0	0	10	1	0	1
DISTRICT OF COLUMBIA	49	0	0	0	0	0	1	0	0	0	0	0	0	0	1	0	0	33	3	0	0
AFGHANISTAN	1	0	0	0	0	0	0	0	0	0	0	0	0	0	0	0	0	1	0	0	0
ÅLAND ISLANDS	0	0	0	0	0	0	0	0	0	0	0	0	0	0	0	0	0	0	0	0	0
ALBANIA	0	0	0	0	0	0	0	0	0	0	0	0	0	0	0	0	0	0	0	0	0
ALGERIA	0	0	0	0	0	0	0	0	0	0	0	0	0	0	0	0	0	0	0	0	0
AMERICAN SAMOA	8	0	0	0	0	0	0	0	0	0	0	0	0	0	0	0	0	3	0	0	0
ANDORRA	0	0	0	0	0	0	0	0	0	0	0	0	0	0	0	0	0	0	0	0	0

April 2022 Totals by Location Moved From, and By County Moved To

FROM / TO	TOTAL	GRAYS																			
		ADAMS	ASOTIN	BENTON	CHELAN	CLALLAM	CLARK	COLUMBIA	COWLITZ	DOUGLAS	FERRY	FRANKLIN	GARFIELD	GRANT	HARBOR	ISLAND	JEFFERSON	KING	KITSAP	KITTITAS	KLCKITAT
ANGOLA	0	0	0	0	0	0	0	0	0	0	0	0	0	0	0	0	0	0	0	0	0
ANGUILLA	0	0	0	0	0	0	0	0	0	0	0	0	0	0	0	0	0	0	0	0	0
ANTARCTICA	0	0	0	0	0	0	0	0	0	0	0	0	0	0	0	0	0	0	0	0	0
ANTIGUA-BARBUDA	0	0	0	0	0	0	0	0	0	0	0	0	0	0	0	0	0	0	0	0	0
ARGENTINA	2	0	0	0	0	0	0	0	0	0	0	0	0	0	0	0	0	2	0	0	0
ARMENIA	0	0	0	0	0	0	0	0	0	0	0	0	0	0	0	0	0	0	0	0	0
ARUBA	0	0	0	0	0	0	0	0	0	0	0	0	0	0	0	0	0	0	0	0	0
AUSTRALIA	6	0	0	0	0	0	0	0	0	0	0	0	0	0	0	0	0	6	0	0	0
AUSTRIA	1	0	0	0	0	0	0	0	0	0	0	0	0	0	0	0	0	1	0	0	0
AZERBAIJAN	0	0	0	0	0	0	0	0	0	0	0	0	0	0	0	0	0	0	0	0	0
BAHAMAS	0	0	0	0	0	0	0	0	0	0	0	0	0	0	0	0	0	0	0	0	0
BAHRAIN	1	0	0	0	0	0	0	0	0	0	0	0	0	0	0	0	0	0	0	0	0
BANGLADESH	0	0	0	0	0	0	0	0	0	0	0	0	0	0	0	0	0	0	0	0	0
BARBADOS	0	0	0	0	0	0	0	0	0	0	0	0	0	0	0	0	0	0	0	0	0
BELARUS	3	0	0	0	0	0	0	0	0	0	0	0	0	0	0	0	0	3	0	0	0
BELGIUM	0	0	0	0	0	0	0	0	0	0	0	0	0	0	0	0	0	0	0	0	0
BELIZE	0	0	0	0	0	0	0	0	0	0	0	0	0	0	0	0	0	0	0	0	0
BENIN	0	0	0	0	0	0	0	0	0	0	0	0	0	0	0	0	0	0	0	0	0
BERMUDA	0	0	0	0	0	0	0	0	0	0	0	0	0	0	0	0	0	0	0	0	0
BHUTAN	0	0	0	0	0	0	0	0	0	0	0	0	0	0	0	0	0	0	0	0	0
BOLIVIA	1	0	0	0	0	0	0	0	0	0	0	0	0	0	0	0	0	0	0	0	0
BONAIRE, SINT EUSTATIUS	0	0	0	0	0	0	0	0	0	0	0	0	0	0	0	0	0	0	0	0	0
BOSNIA AND HERZEGOVIN.	0	0	0	0	0	0	0	0	0	0	0	0	0	0	0	0	0	0	0	0	0
BOTSWANA	0	0	0	0	0	0	0	0	0	0	0	0	0	0	0	0	0	0	0	0	0
BOUVET ISLAND	0	0	0	0	0	0	0	0	0	0	0	0	0	0	0	0	0	0	0	0	0
BRAZIL	42	0	0	0	0	0	1	0	0	0	0	0	0	0	0	0	0	33	0	0	0
BRITISH INDIAN OCEAN TEI	0	0	0	0	0	0	0	0	0	0	0	0	0	0	0	0	0	0	0	0	0
BRUNEI DARUSSALAM	0	0	0	0	0	0	0	0	0	0	0	0	0	0	0	0	0	0	0	0	0
BULGARIA	0	0	0	0	0	0	0	0	0	0	0	0	0	0	0	0	0	0	0	0	0
BURKINA FASO	0	0	0	0	0	0	0	0	0	0	0	0	0	0	0	0	0	0	0	0	0
BURUNDI	0	0	0	0	0	0	0	0	0	0	0	0	0	0	0	0	0	0	0	0	0
CAMBODIA	0	0	0	0	0	0	0	0	0	0	0	0	0	0	0	0	0	0	0	0	0
CAMEROON	0	0	0	0	0	0	0	0	0	0	0	0	0	0	0	0	0	0	0	0	0
CANADA	154	0	0	1	0	0	5	0	0	0	1	1	0	0	0	0	0	88	0	0	0
CAPE VERDE	0	0	0	0	0	0	0	0	0	0	0	0	0	0	0	0	0	0	0	0	0
CAYMAN ISLANDS	0	0	0	0	0	0	0	0	0	0	0	0	0	0	0	0	0	0	0	0	0
CENTRAL AFRICAN REPUB	0	0	0	0	0	0	0	0	0	0	0	0	0	0	0	0	0	0	0	0	0
CHAD	0	0	0	0	0	0	0	0	0	0	0	0	0	0	0	0	0	0	0	0	0
CHILE	3	0	0	1	0	0	0	0	0	0	0	0	0	0	0	0	0	2	0	0	0
CHINA	28	0	0	0	0	0	0	0	0	0	0	0	0	0	0	0	0	21	0	0	0
CHRISTMAS ISLAND	0	0	0	0	0	0	0	0	0	0	0	0	0	0	0	0	0	0	0	0	0
COCOS (KEELING) ISLAND	0	0	0	0	0	0	0	0	0	0	0	0	0	0	0	0	0	0	0	0	0
COLOMBIA	40	0	0	2	2	0	0	0	0	0	0	1	0	0	0	0	0	15	1	0	0
COMOROS	0	0	0	0	0	0	0	0	0	0	0	0	0	0	0	0	0	0	0	0	0
CONGO	0	0	0	0	0	0	0	0	0	0	0	0	0	0	0	0	0	0	0	0	0
CONGO,THE DEMOCRATIC	1	0	0	0	0	0	0	0	0	0	0	0	0	0	0	0	0	1	0	0	0
COOK ISLANDS	0	0	0	0	0	0	0	0	0	0	0	0	0	0	0	0	0	0	0	0	0
COSTA RICA	2	0	0	0	0	0	0	0	0	0	0	0	0	0	0	0	0	2	0	0	0
CÔTE D'IVOIRE	0	0	0	0	0	0	0	0	0	0	0	0	0	0	0	0	0	0	0	0	0
CROATIA	1	0	0	0	0	0	0	0	0	0	0	0	0	0	0	0	0	0	0	0	0
CUBA	6	0	0	0	0	0	2	0	0	0	0	0	0	0	0	0	0	2	0	0	0
CURAÇAO	0	0	0	0	0	0	0	0	0	0	0	0	0	0	0	0	0	0	0	0	0
CYPRUS	0	0	0	0	0	0	0	0	0	0	0	0	0	0	0	0	0	0	0	0	0
CZECH REPUBLIC	1	0	0	0	0	0	1	0	0	0	0	0	0	0	0	0	0	0	0	0	0
DENMARK	0	0	0	0	0	0	0	0	0	0	0	0	0	0	0	0	0	0	0	0	0
DJIBOUTI	0	0	0	0	0	0	0	0	0	0	0	0	0	0	0	0	0	0	0	0	0
DOMINICA	0	0	0	0	0	0	0	0	0	0	0	0	0	0	0	0	0	0	0	0	0
DOMINICAN REPUBLIC	0	0	0	0	0	0	0	0	0	0	0	0	0	0	0	0	0	0	0	0	0
ECUADOR	8	0	0	0	0	0	0	0	0	0	0	2	0	0	0	0	0	5	0	0	0
EGYPT	1	0	0	0	0	0	0	0	0	0	0	0	0	0	0	0	0	1	0	0	0
EL SALVADOR	8	0	0	1	0	0	0	0	0	0	0	0	0	0	0	0	0	3	0	0	0

April 2022 Totals by Location Moved From, and By County Moved To

FROM / TO	TOTAL	ADAMS	ASOTIN	BENTON	CHELAN	CLALLAM	CLARK	COLUMBIA	COWLITZ	DOUGLAS	FERRY	FRANKLIN	GARFIELD	GRANT	GRAYS HARBOR	ISLAND	JEFFERSON	KING	KITSAP	KITTITAS	KLCKITAT
ENGLAND	0	0	0	0	0	0	0	0	0	0	0	0	0	0	0	0	0	0	0	0	0
EQUATORIAL GUINEA	0	0	0	0	0	0	0	0	0	0	0	0	0	0	0	0	0	0	0	0	0
ERITREA	4	0	0	0	0	0	0	0	0	0	0	0	0	0	0	0	0	4	0	0	0
ESTONIA	1	0	0	0	0	0	0	0	0	0	0	0	0	0	0	0	0	1	0	0	0
ETHIOPIA	1	0	0	0	0	0	0	0	0	0	0	0	0	0	0	0	0	1	0	0	0
FALKLAND ISLANDS (MALV	0	0	0	0	0	0	0	0	0	0	0	0	0	0	0	0	0	0	0	0	0
FAROE ISLANDS	0	0	0	0	0	0	0	0	0	0	0	0	0	0	0	0	0	0	0	0	0
FEDERATED STATES OF MI	1	0	0	0	0	0	0	0	0	0	0	0	0	0	0	0	0	1	0	0	0
FIJI	0	0	0	0	0	0	0	0	0	0	0	0	0	0	0	0	0	0	0	0	0
FINLAND	1	0	0	0	0	0	0	0	0	0	0	0	0	0	0	0	0	0	0	0	0
FRANCE	1	0	0	0	0	0	1	0	0	0	0	0	0	0	0	0	0	0	0	0	0
FRENCH GUIANA	0	0	0	0	0	0	0	0	0	0	0	0	0	0	0	0	0	0	0	0	0
FRENCH POLYNESIA	0	0	0	0	0	0	0	0	0	0	0	0	0	0	0	0	0	0	0	0	0
FRENCH SOUTHERN TERRI	0	0	0	0	0	0	0	0	0	0	0	0	0	0	0	0	0	0	0	0	0
GABON	0	0	0	0	0	0	0	0	0	0	0	0	0	0	0	0	0	0	0	0	0
GAMBIA	0	0	0	0	0	0	0	0	0	0	0	0	0	0	0	0	0	0	0	0	0
GEORGIA (Country)	2	0	0	0	0	0	0	0	0	0	0	0	0	0	0	0	0	2	0	0	0
GERMANY	36	0	0	0	1	0	2	0	0	0	0	0	0	0	0	1	0	24	1	1	0
GHANA	1	0	0	0	0	0	0	0	0	0	0	0	0	0	0	0	0	0	0	0	0
GIBRALTAR	0	0	0	0	0	0	0	0	0	0	0	0	0	0	0	0	0	0	0	0	0
GREECE	1	0	0	0	0	0	0	0	0	0	0	0	0	0	0	0	0	0	0	0	0
GREENLAND	0	0	0	0	0	0	0	0	0	0	0	0	0	0	0	0	0	0	0	0	0
GRENADA	0	0	0	0	0	0	0	0	0	0	0	0	0	0	0	0	0	0	0	0	0
GUADELOUPE	0	0	0	0	0	0	0	0	0	0	0	0	0	0	0	0	0	0	0	0	0
GUAM	43	0	0	0	1	0	3	0	0	0	0	0	0	0	0	1	0	10	5	0	0
GUATEMALA	17	0	0	0	0	0	3	0	0	0	0	0	0	0	0	0	0	10	0	0	0
GUERNSEY	0	0	0	0	0	0	0	0	0	0	0	0	0	0	0	0	0	0	0	0	0
GUINEA	0	0	0	0	0	0	0	0	0	0	0	0	0	0	0	0	0	0	0	0	0
GUINEA-BISSAU	0	0	0	0	0	0	0	0	0	0	0	0	0	0	0	0	0	0	0	0	0
GUYANA	0	0	0	0	0	0	0	0	0	0	0	0	0	0	0	0	0	0	0	0	0
HAITI	0	0	0	0	0	0	0	0	0	0	0	0	0	0	0	0	0	0	0	0	0
HEARD ISLAND-MCDONALD	0	0	0	0	0	0	0	0	0	0	0	0	0	0	0	0	0	0	0	0	0
HOLY SEE (VATICAN CITY	0	0	0	0	0	0	0	0	0	0	0	0	0	0	0	0	0	0	0	0	0
HONDURAS	13	0	0	0	0	0	0	0	0	0	0	0	0	0	0	0	0	4	0	0	0
HONG KONG	0	0	0	0	0	0	0	0	0	0	0	0	0	0	0	0	0	0	0	0	0
HUNGARY	0	0	0	0	0	0	0	0	0	0	0	0	0	0	0	0	0	0	0	0	0
ICELAND	0	0	0	0	0	0	0	0	0	0	0	0	0	0	0	0	0	0	0	0	0
INDIA	72	0	0	0	0	0	0	0	0	0	0	0	0	0	0	0	0	63	0	0	0
INDONESIA	4	0	0	0	0	0	0	0	0	0	0	0	0	0	0	0	0	2	0	0	0
IRAN	1	0	0	0	0	0	0	0	0	0	0	0	0	0	0	0	0	0	0	0	0
IRAQ	0	0	0	0	0	0	0	0	0	0	0	0	0	0	0	0	0	0	0	0	0
IRELAND	0	0	0	0	0	0	0	0	0	0	0	0	0	0	0	0	0	0	0	0	0
ISLE OF MAN	0	0	0	0	0	0	0	0	0	0	0	0	0	0	0	0	0	0	0	0	0
ISRAEL	4	0	0	0	0	0	0	0	0	0	0	0	0	0	0	0	0	3	0	0	0
ITALY	9	0	0	0	0	0	0	0	0	0	0	0	0	0	0	0	0	6	0	0	0
JAMAICA	9	0	0	0	0	0	0	0	0	0	0	0	0	0	0	0	0	3	0	0	0
JAPAN	46	0	0	0	0	2	2	0	1	0	0	0	0	0	0	0	0	25	1	0	0
JERSEY	0	0	0	0	0	0	0	0	0	0	0	0	0	0	0	0	0	0	0	0	0
JORDAN	1	0	0	0	0	0	0	0	0	0	0	0	0	0	0	0	0	0	0	0	0
KAZAKHSTAN	7	0	0	0	0	0	0	0	0	0	0	0	0	0	0	0	0	3	0	0	0
KENYA	14	0	1	0	0	0	0	0	0	0	0	0	0	0	0	0	0	6	0	0	0
KIRIBATI	0	0	0	0	0	0	0	0	0	0	0	0	0	0	0	0	0	0	0	0	0
KUWAIT	0	0	0	0	0	0	0	0	0	0	0	0	0	0	0	0	0	0	0	0	0
KYRGYZSTAN	9	0	0	0	0	0	0	0	0	0	0	0	0	0	0	0	0	7	0	0	0
LAOS	0	0	0	0	0	0	0	0	0	0	0	0	0	0	0	0	0	0	0	0	0
LATVIA	0	0	0	0	0	0	0	0	0	0	0	0	0	0	0	0	0	0	0	0	0
LEBANON	1	0	0	0	0	0	0	0	0	0	0	0	0	0	0	0	0	0	0	0	0
LESOTHO	0	0	0	0	0	0	0	0	0	0	0	0	0	0	0	0	0	0	0	0	0
LIBERIA	0	0	0	0	0	0	0	0	0	0	0	0	0	0	0	0	0	0	0	0	0
LIBYA	0	0	0	0	0	0	0	0	0	0	0	0	0	0	0	0	0	0	0	0	0
LIECHTENSTEIN	0	0	0	0	0	0	0	0	0	0	0	0	0	0	0	0	0	0	0	0	0
LITHUANIA	7	0	0	0	0	0	0	0	0	0	0	0	0	0	0	0	0	5	0	0	0
LUXEMBOURG	0	0	0	0	0	0	0	0	0	0	0	0	0	0	0	0	0	0	0	0	0
MACAU	0	0	0	0	0	0	0	0	0	0	0	0	0	0	0	0	0	0	0	0	0
MACEDONIA	4	0	0	0	0	0	0	0	0	0	0	0	0	0	0	0	0	0	0	0	0
MADAGASCAR	1	0	0	0	0	0	0	0	0	0	0	0	0	0	0	0	0	0	0	0	0
MALAWI	3	0	0	0	0	0	0	0	0	0	0	0	0	0	0	0	0	2	0	0	0

April 2022 Totals by Location Moved From, and By County Moved To

FROM / TO	TOTAL	GRAYS																			
		ADAMS	ASOTIN	BENTON	CHELAN	CLALLAM	CLARK	COLUMBIA	COWLITZ	DOUGLAS	FERRY	FRANKLIN	GARFIELD	GRANT	HARBOR	ISLAND	JEFFERSON	KING	KITSAP	KITTITAS	KLCKITAT
MALAYSIA	0	0	0	0	0	0	0	0	0	0	0	0	0	0	0	0	0	0	0	0	0
MALDIVES	0	0	0	0	0	0	0	0	0	0	0	0	0	0	0	0	0	0	0	0	0
MALI	0	0	0	0	0	0	0	0	0	0	0	0	0	0	0	0	0	0	0	0	0
MALTA	0	0	0	0	0	0	0	0	0	0	0	0	0	0	0	0	0	0	0	0	0
MARSHALL ISLANDS	2	0	0	0	0	0	0	0	0	0	0	0	0	0	0	0	0	1	0	0	0
MARTINIQUE	0	0	0	0	0	0	0	0	0	0	0	0	0	0	0	0	0	0	0	0	0
MAURITANIA	0	0	0	0	0	0	0	0	0	0	0	0	0	0	0	0	0	0	0	0	0
MAURITIUS	0	0	0	0	0	0	0	0	0	0	0	0	0	0	0	0	0	0	0	0	0
MAYOTTE ISLAND	0	0	0	0	0	0	0	0	0	0	0	0	0	0	0	0	0	0	0	0	0
MEXICO	148	0	0	6	2	1	8	0	2	1	0	5	0	3	4	0	1	49	0	1	0
MONACO	0	0	0	0	0	0	0	0	0	0	0	0	0	0	0	0	0	0	0	0	0
MONGOLIA	1	0	0	0	0	0	0	0	0	0	0	0	0	0	0	0	0	0	0	0	0
MONTENEGRO	1	0	0	0	0	0	0	0	0	0	0	0	0	0	0	0	0	1	0	0	0
MONTSERRAT	0	0	0	0	0	0	0	0	0	0	0	0	0	0	0	0	0	0	0	0	0
MOROCCO	0	0	0	0	0	0	0	0	0	0	0	0	0	0	0	0	0	0	0	0	0
MOZAMBIQUE	0	0	0	0	0	0	0	0	0	0	0	0	0	0	0	0	0	0	0	0	0
MYANMAR	0	0	0	0	0	0	0	0	0	0	0	0	0	0	0	0	0	0	0	0	0
NAMIBIA	0	0	0	0	0	0	0	0	0	0	0	0	0	0	0	0	0	0	0	0	0
NAURU	0	0	0	0	0	0	0	0	0	0	0	0	0	0	0	0	0	0	0	0	0
NEPAL	1	0	0	0	0	0	0	0	0	0	0	0	0	0	0	0	0	0	0	0	0
NETHERLANDS	1	0	0	0	0	0	0	0	0	0	0	0	0	0	0	0	0	0	0	0	0
NEW CALEDONIA	0	0	0	0	0	0	0	0	0	0	0	0	0	0	0	0	0	0	0	0	0
NEW ZEALAND	3	0	0	0	0	0	0	0	0	0	0	0	0	0	0	0	0	2	0	0	0
NICARAGUA	14	0	0	0	0	0	0	0	0	0	0	0	0	0	0	0	0	8	0	0	0
NIGER	0	0	0	0	0	0	0	0	0	0	0	0	0	0	0	0	0	0	0	0	0
NIGERIA	0	0	0	0	0	0	0	0	0	0	0	0	0	0	0	0	0	0	0	0	0
NIUE	0	0	0	0	0	0	0	0	0	0	0	0	0	0	0	0	0	0	0	0	0
NORFOLK ISLAND	0	0	0	0	0	0	0	0	0	0	0	0	0	0	0	0	0	0	0	0	0
NORTH KOREA	0	0	0	0	0	0	0	0	0	0	0	0	0	0	0	0	0	0	0	0	0
NORTHERN IRELAND	0	0	0	0	0	0	0	0	0	0	0	0	0	0	0	0	0	0	0	0	0
NORTHERN MARIANA ISLAI	20	0	0	0	0	0	2	0	0	0	0	0	0	0	0	0	0	6	0	0	0
NORWAY	0	0	0	0	0	0	0	0	0	0	0	0	0	0	0	0	0	0	0	0	0
OCCUPIED PALESTINIAN TI	0	0	0	0	0	0	0	0	0	0	0	0	0	0	0	0	0	0	0	0	0
OMAN	0	0	0	0	0	0	0	0	0	0	0	0	0	0	0	0	0	0	0	0	0
PAKISTAN	0	0	0	0	0	0	0	0	0	0	0	0	0	0	0	0	0	0	0	0	0
PALAU	0	0	0	0	0	0	0	0	0	0	0	0	0	0	0	0	0	0	0	0	0
PANAMA	1	0	0	0	0	0	0	0	0	0	0	0	0	0	0	0	0	0	0	0	0
PAPUA NEW GUINEA	0	0	0	0	0	0	0	0	0	0	0	0	0	0	0	0	0	0	0	0	0
PARAGUAY	0	0	0	0	0	0	0	0	0	0	0	0	0	0	0	0	0	0	0	0	0
PERU	3	0	0	0	0	0	0	0	0	0	0	1	0	0	0	0	0	1	0	0	0
PHILIPPINES	7	0	0	1	0	0	0	0	0	0	0	0	0	0	0	0	0	4	0	0	0
PITCAIRN	0	0	0	0	0	0	0	0	0	0	0	0	0	0	0	0	0	0	0	0	0
POLAND	5	0	0	0	0	0	1	0	0	0	0	0	0	0	0	0	0	2	0	0	0
PORTUGAL	1	0	0	1	0	0	0	0	0	0	0	0	0	0	0	0	0	0	0	0	0
PUERTO RICO	22	0	0	0	0	0	0	0	0	0	0	0	1	0	1	0	0	6	2	0	0
QATAR	0	0	0	0	0	0	0	0	0	0	0	0	0	0	0	0	0	0	0	0	0
REPUBLIC OF KOSOVO	1	0	0	0	0	0	0	0	0	0	0	0	0	0	0	0	0	0	0	0	0
REPUBLIC OF MOLDOVA	3	0	0	0	0	0	0	0	0	0	0	0	0	0	0	0	0	1	0	0	0
REUNION ISLAND	0	0	0	0	0	0	0	0	0	0	0	0	0	0	0	0	0	0	0	0	0
ROMANIA	29	0	0	0	0	0	3	0	0	0	0	0	0	0	0	0	0	17	0	0	0
RUSSIA	28	0	0	0	0	0	5	0	0	0	0	0	0	0	0	0	0	17	0	0	0
RWANDA	0	0	0	0	0	0	0	0	0	0	0	0	0	0	0	0	0	0	0	0	0
SAMOA	0	0	0	0	0	0	0	0	0	0	0	0	0	0	0	0	0	0	0	0	0
SAN MARINO	0	0	0	0	0	0	0	0	0	0	0	0	0	0	0	0	0	0	0	0	0
SAO TOME AND PRINCIPE	0	0	0	0	0	0	0	0	0	0	0	0	0	0	0	0	0	0	0	0	0
SAUDI ARABIA	0	0	0	0	0	0	0	0	0	0	0	0	0	0	0	0	0	0	0	0	0
SCOTLAND	0	0	0	0	0	0	0	0	0	0	0	0	0	0	0	0	0	0	0	0	0
SENEGAL	0	0	0	0	0	0	0	0	0	0	0	0	0	0	0	0	0	0	0	0	0
SERBIA	11	0	0	0	0	0	0	0	0	0	0	0	0	0	0	0	0	6	0	0	0
SEYCHELLES	0	0	0	0	0	0	0	0	0	0	0	0	0	0	0	0	0	0	0	0	0
SIERRA LEONE	0	0	0	0	0	0	0	0	0	0	0	0	0	0	0	0	0	0	0	0	0
SINGAPORE	2	0	0	0	0	0	0	0	0	0	0	0	0	0	0	0	0	2	0	0	0
SINT MAARTEN	0	0	0	0	0	0	0	0	0	0	0	0	0	0	0	0	0	0	0	0	0
SLOVAKIA	0	0	0	0	0	0	0	0	0	0	0	0	0	0	0	0	0	0	0	0	0
SLOVENIA	0	0	0	0	0	0	0	0	0	0	0	0	0	0	0	0	0	0	0	0	0
SOLOMON ISLANDS	0	0	0	0	0	0	0	0	0	0	0	0	0	0	0	0	0	0	0	0	0
SOMALIA	0	0	0	0	0	0	0	0	0	0	0	0	0	0	0	0	0	0	0	0	0

April 2022 Totals by Location Moved From, and By County Moved To

FROM / TO	TOTAL	GRAYS																			
		ADAMS	ASOTIN	BENTON	CHELAN	CLALLAM	CLARK	COLUMBIA	COWLITZ	DOUGLAS	FERRY	FRANKLIN	GARFIELD	GRANT	HARBOR	ISLAND	JEFFERSON	KING	KITSAP	KITTITAS	KLCKITAT
SOUTH AFRICA	1	0	0	0	0	0	0	0	0	0	0	0	0	0	0	0	0	1	0	0	0
SOUTH GEORGIA-SANDWIC	0	0	0	0	0	0	0	0	0	0	0	0	0	0	0	0	0	0	0	0	0
SOUTH KOREA	55	0	0	0	0	0	1	0	0	0	0	0	0	0	0	0	0	40	0	0	0
SOUTH SUDAN	0	0	0	0	0	0	0	0	0	0	0	0	0	0	0	0	0	0	0	0	0
SPAIN	4	0	0	0	0	0	0	0	0	0	0	0	0	0	0	0	0	3	0	0	0
SRI LANKA	0	0	0	0	0	0	0	0	0	0	0	0	0	0	0	0	0	0	0	0	0
ST. BARTHÉLEMY	0	0	0	0	0	0	0	0	0	0	0	0	0	0	0	0	0	0	0	0	0
ST. HELENA	0	0	0	0	0	0	0	0	0	0	0	0	0	0	0	0	0	0	0	0	0
ST. KITTS NEVIS	0	0	0	0	0	0	0	0	0	0	0	0	0	0	0	0	0	0	0	0	0
ST. LUCIA	0	0	0	0	0	0	0	0	0	0	0	0	0	0	0	0	0	0	0	0	0
ST. PIERRE AND MIQUELON	0	0	0	0	0	0	0	0	0	0	0	0	0	0	0	0	0	0	0	0	0
ST. VINCENT AND THE GRE	0	0	0	0	0	0	0	0	0	0	0	0	0	0	0	0	0	0	0	0	0
SUDAN	0	0	0	0	0	0	0	0	0	0	0	0	0	0	0	0	0	0	0	0	0
SURINAME	0	0	0	0	0	0	0	0	0	0	0	0	0	0	0	0	0	0	0	0	0
SVALBARD AND JAN MAYE	0	0	0	0	0	0	0	0	0	0	0	0	0	0	0	0	0	0	0	0	0
SWAZILAND	0	0	0	0	0	0	0	0	0	0	0	0	0	0	0	0	0	0	0	0	0
SWEDEN	1	0	0	0	0	0	0	0	0	0	0	0	0	0	0	0	0	0	0	0	0
SWITZERLAND	0	0	0	0	0	0	0	0	0	0	0	0	0	0	0	0	0	0	0	0	0
SYRIAN ARAB REPUBLIC	3	0	0	0	0	0	2	0	0	0	0	0	0	0	0	0	0	0	0	0	0
TAIWAN	41	0	0	0	0	0	1	0	0	0	0	0	0	0	0	0	0	35	0	0	0
TAJIKISTAN	0	0	0	0	0	0	0	0	0	0	0	0	0	0	0	0	0	0	0	0	0
TANZANIA	1	0	0	0	0	0	0	0	0	0	0	0	0	0	0	0	0	0	0	0	0
THAILAND	4	0	0	0	0	0	0	0	0	0	0	0	0	0	0	0	0	2	0	0	0
TIMOR-LESTE	0	0	0	0	0	0	0	0	0	0	0	0	0	0	0	0	0	0	0	0	0
TOGO	0	0	0	0	0	0	0	0	0	0	0	0	0	0	0	0	0	0	0	0	0
TOKELAU	0	0	0	0	0	0	0	0	0	0	0	0	0	0	0	0	0	0	0	0	0
TONGA	3	0	0	0	0	0	0	0	0	0	0	0	0	0	0	0	0	2	0	0	0
TRINIDAD AND TOBAGO	0	0	0	0	0	0	0	0	0	0	0	0	0	0	0	0	0	0	0	0	0
TUNISIA	0	0	0	0	0	0	0	0	0	0	0	0	0	0	0	0	0	0	0	0	0
TURKEY	3	0	0	0	0	0	0	0	0	0	0	0	0	0	0	0	0	3	0	0	0
TURKMENISTAN	0	0	0	0	0	0	0	0	0	0	0	0	0	0	0	0	0	0	0	0	0
TURKS AND CAICOS ISLAN	0	0	0	0	0	0	0	0	0	0	0	0	0	0	0	0	0	0	0	0	0
TUVALU	0	0	0	0	0	0	0	0	0	0	0	0	0	0	0	0	0	0	0	0	0
UGANDA	1	0	0	0	0	0	0	0	0	0	0	0	0	0	0	0	0	0	0	0	0
UKRAINE	343	0	0	11	0	0	84	0	0	0	0	0	2	0	1	0	115	0	0	0	0
UNITED ARAB EMIRATES	1	0	0	0	0	0	0	0	0	0	0	0	0	0	0	0	0	0	0	0	0
UNITED KINGDOM	6	0	0	0	0	0	0	0	0	0	0	0	0	0	0	0	4	0	0	0	0
URUGUAY	1	0	0	0	0	0	0	0	0	0	0	0	0	0	0	0	1	0	0	0	0
US MINOR OUTLYING ISLAI	0	0	0	0	0	0	0	0	0	0	0	0	0	0	0	0	0	0	0	0	0
UZBEKISTAN	1	0	0	0	0	0	0	0	0	0	0	0	0	0	0	0	1	0	0	0	0
VANUATU	0	0	0	0	0	0	0	0	0	0	0	0	0	0	0	0	0	0	0	0	0
VENEZUELA	29	0	0	3	1	0	1	0	0	0	0	0	1	0	0	0	13	0	0	0	0
VIET NAM	2	0	0	0	0	0	0	0	0	0	0	0	0	0	0	0	1	0	0	0	0
VIRGIN ISLANDS	3	0	0	0	0	0	0	0	0	0	0	0	0	0	0	0	0	0	0	0	0
VIRGIN ISLANDS, BRITISH	0	0	0	0	0	0	0	0	0	0	0	0	0	0	0	0	0	0	0	0	0
VIRGIN ISLANDS, U.S.	0	0	0	0	0	0	0	0	0	0	0	0	0	0	0	0	0	0	0	0	0
WALES	0	0	0	0	0	0	0	0	0	0	0	0	0	0	0	0	0	0	0	0	0
WALLIS-FUTUNA	0	0	0	0	0	0	0	0	0	0	0	0	0	0	0	0	0	0	0	0	0
WESTERN SAHARA	0	0	0	0	0	0	0	0	0	0	0	0	0	0	0	0	0	0	0	0	0
YEMEN	0	0	0	0	0	0	0	0	0	0	0	0	0	0	0	0	0	0	0	0	0
ZAMBIA	0	0	0	0	0	0	0	0	0	0	0	0	0	0	0	0	0	0	0	0	0
ZIMBABWE	0	0	0	0	0	0	0	0	0	0	0	0	0	0	0	0	0	0	0	0	0
** TOTAL **	13642	7	41	250	71	134	1338	5	154	23	14	74	5	97	74	202	68	5059	513	32	64

April 2022 Totals by Location Moved From, and By County Moved To

FROM / TO	LEWIS	LINCOLN	MASON	OKANAGON	PACIFIC	PEND OREILLE	PIERCE	SAN JUAN	SKAGIT	SKAMANIA	SNOHOMISH	SPOKANE	STEVENS	THURSTON	WAHIAKUM	WALLA WALLA	WHATCOM	WHITMAN	YAKIMA	UNKNOWN
ALABAMA	0	0	1	0	0	0	14	0	0	0	3	0	0	2	0	0	0	1	0	7
ALASKA	1	0	0	2	1	0	13	1	5	0	9	10	4	13	0	0	9	3	0	9
ARIZONA	9	2	2	2	0	3	75	2	12	1	47	41	4	31	0	2	20	2	15	17
ARKANSAS	0	0	1	0	0	0	4	0	0	0	4	6	0	2	0	1	5	0	1	1
CALIFORNIA	18	0	11	2	5	3	234	8	33	2	261	146	16	97	2	15	95	14	36	103
COLORADO	3	0	5	3	2	2	39	3	2	1	39	45	3	23	2	4	16	1	3	11
CONNECTICUT	0	0	0	0	0	0	4	0	0	0	3	4	0	3	0	0	1	0	1	1
DELAWARE	0	0	0	0	0	0	0	0	0	0	4	1	0	2	0	0	0	0	0	0
FLORIDA	0	0	5	1	2	0	66	0	11	0	43	15	2	29	0	0	13	4	2	18
GEORGIA	1	0	0	0	0	0	21	3	3	1	16	8	1	10	0	2	3	0	2	9
HAWAII	2	0	0	0	0	1	35	2	2	0	18	7	0	14	0	0	10	0	1	7
IDAHO	5	3	0	0	1	5	13	1	5	0	22	119	7	10	2	7	11	31	6	19
ILLINOIS	3	0	3	0	0	0	16	0	1	0	27	8	0	7	0	0	5	1	3	10
INDIANA	1	0	2	0	0	0	16	4	3	0	8	11	0	6	0	3	6	0	0	4
IOWA	1	0	0	0	0	0	10	0	2	0	2	2	0	2	0	0	0	1	2	3
KANSAS	0	0	0	0	0	0	13	0	1	0	8	7	0	5	0	0	1	1	2	2
KENTUCKY	0	0	0	0	0	0	12	0	0	0	4	1	0	2	0	2	1	2	0	2
LOUISIANA	0	0	1	1	0	0	11	0	2	0	6	2	0	5	1	2	2	1	0	3
MAINE	0	0	0	0	0	0	0	0	0	0	3	0	0	2	0	0	0	0	0	0
MARYLAND	2	0	0	0	0	0	10	0	1	0	12	4	0	6	0	0	3	1	1	8
MASSACHUSETTS	0	0	0	0	0	0	13	0	7	0	24	3	0	4	0	1	3	0	0	7
MICHIGAN	1	0	0	0	0	0	24	0	2	0	19	4	2	4	0	1	9	1	1	3
MINNESOTA	0	0	2	1	1	0	13	1	2	0	5	4	1	5	0	0	1	0	0	3
MISSISSIPPI	0	0	0	1	0	0	4	0	1	0	4	1	0	4	0	0	0	1	0	1
MISSOURI	3	0	1	0	0	0	12	0	0	2	8	16	0	9	0	0	3	1	1	5
MONTANA	5	0	2	2	1	0	9	2	7	1	10	32	3	3	0	0	9	3	4	5
NEBRASKA	1	0	0	0	0	0	3	0	0	0	2	5	0	3	0	0	2	0	0	2
NEVADA	1	0	5	0	1	1	38	4	4	1	27	23	0	17	0	5	12	0	8	8
NEW HAMPSHIRE	0	0	0	0	0	0	1	1	1	0	2	0	0	1	0	0	1	0	0	2
NEW JERSEY	1	0	0	0	0	0	10	0	2	0	16	2	0	3	2	1	0	1	0	4
NEW MEXICO	0	0	0	1	0	0	8	0	1	0	5	7	1	3	0	0	3	2	3	0
NEW YORK	1	0	0	0	0	0	31	0	1	0	18	7	0	7	0	1	6	1	1	9
NORTH CAROLINA	0	1	3	0	0	0	39	1	3	0	18	10	0	13	0	2	5	0	4	5
NORTH DAKOTA	0	0	0	1	0	0	2	0	0	0	1	7	1	0	0	0	2	0	0	2
OHIO	0	0	1	0	0	0	20	0	0	0	8	9	0	4	0	0	4	4	0	4
OKLAHOMA	0	0	0	0	0	0	15	0	1	0	6	11	0	3	0	0	1	0	2	3
OREGON	26	2	17	7	18	1	64	7	7	18	59	61	14	47	2	26	28	14	15	54
PENNSYLVANIA	1	0	2	0	0	0	8	1	2	1	10	9	0	6	0	0	2	2	1	4
RHODE ISLAND	0	0	0	0	0	0	2	0	0	0	0	0	0	1	0	0	0	0	0	0
SOUTH CAROLINA	0	0	1	0	0	0	14	1	1	0	7	6	0	1	0	0	2	0	0	1
SOUTH DAKOTA	1	0	1	0	0	1	3	0	0	0	0	2	0	1	0	1	0	0	0	2
TENNESSEE	0	0	0	0	0	2	24	0	1	0	9	8	1	5	0	0	3	0	0	3
TEXAS	4	1	5	0	0	0	104	1	11	2	55	29	1	42	0	8	24	4	6	29
UTAH	3	0	3	0	1	1	19	3	2	0	23	15	2	7	0	1	13	4	1	11
VERMONT	0	0	0	0	0	0	1	0	0	0	4	1	0	0	0	0	0	0	0	0
VIRGINIA	1	0	0	0	0	0	28	0	4	0	16	9	0	11	0	0	6	2	2	7
WASHINGTON	0	0	0	0	0	0	0	0	0	0	0	0	0	0	0	0	0	0	0	0
WEST VIRGINIA	0	0	0	0	0	0	2	0	0	0	2	0	1	1	0	0	0	0	0	2
WISCONSIN	1	0	1	0	0	0	12	0	1	1	9	2	3	9	0	0	1	1	3	3
WYOMING	0	0	1	0	0	0	6	0	1	1	4	3	1	3	0	1	3	0	1	0
DISTRICT OF COLUMBIA	0	0	1	0	0	0	4	0	0	0	3	0	0	0	0	0	1	0	0	2
AFGHANISTAN	0	0	0	0	0	0	0	0	0	0	0	0	0	0	0	0	0	0	0	0
ÅLAND ISLANDS	0	0	0	0	0	0	0	0	0	0	0	0	0	0	0	0	0	0	0	0
ALBANIA	0	0	0	0	0	0	0	0	0	0	0	0	0	0	0	0	0	0	0	0
ALGERIA	0	0	0	0	0	0	0	0	0	0	0	0	0	0	0	0	0	0	0	0
AMERICAN SAMOA	0	0	0	0	0	0	4	0	0	0	0	0	0	1	0	0	0	0	0	0
ANDORRA	0	0	0	0	0	0	0	0	0	0	0	0	0	0	0	0	0	0	0	0

April 2022 Totals by Location Moved From, and By County Moved To

FROM / TO	LEWIS	LINCOLN	MASON	OKANAGON	PACIFIC	PEND OREILLE	PIERCE	SAN JUAN	SKAGIT	SKAMANIA	SNOHOMISH	SPOKANE	STEVENS	THURSTON	WAHIAKUM	WALLA WALLA	WHATCOM	WHITMAN	YAKIMA	UNKNOWN
ANGOLA	0	0	0	0	0	0	0	0	0	0	0	0	0	0	0	0	0	0	0	0
ANGUILLA	0	0	0	0	0	0	0	0	0	0	0	0	0	0	0	0	0	0	0	0
ANTARCTICA	0	0	0	0	0	0	0	0	0	0	0	0	0	0	0	0	0	0	0	0
ANTIGUA-BARBUDA	0	0	0	0	0	0	0	0	0	0	0	0	0	0	0	0	0	0	0	0
ARGENTINA	0	0	0	0	0	0	0	0	0	0	0	0	0	0	0	0	0	0	0	0
ARMENIA	0	0	0	0	0	0	0	0	0	0	0	0	0	0	0	0	0	0	0	0
ARUBA	0	0	0	0	0	0	0	0	0	0	0	0	0	0	0	0	0	0	0	0
AUSTRALIA	0	0	0	0	0	0	0	0	0	0	0	0	0	0	0	0	0	0	0	0
AUSTRIA	0	0	0	0	0	0	0	0	0	0	0	0	0	0	0	0	0	0	0	0
AZERBAIJAN	0	0	0	0	0	0	0	0	0	0	0	0	0	0	0	0	0	0	0	0
BAHAMAS	0	0	0	0	0	0	0	0	0	0	0	0	0	0	0	0	0	0	0	0
BAHRAIN	0	0	0	0	0	0	0	0	0	0	1	0	0	0	0	0	0	0	0	0
BANGLADESH	0	0	0	0	0	0	0	0	0	0	0	0	0	0	0	0	0	0	0	0
BARBADOS	0	0	0	0	0	0	0	0	0	0	0	0	0	0	0	0	0	0	0	0
BELARUS	0	0	0	0	0	0	0	0	0	0	0	0	0	0	0	0	0	0	0	0
BELGIUM	0	0	0	0	0	0	0	0	0	0	0	0	0	0	0	0	0	0	0	0
BELIZE	0	0	0	0	0	0	0	0	0	0	0	0	0	0	0	0	0	0	0	0
BENIN	0	0	0	0	0	0	0	0	0	0	0	0	0	0	0	0	0	0	0	0
BERMUDA	0	0	0	0	0	0	0	0	0	0	0	0	0	0	0	0	0	0	0	0
BHUTAN	0	0	0	0	0	0	0	0	0	0	0	0	0	0	0	0	0	0	0	0
BOLIVIA	0	0	0	0	0	0	0	0	0	0	1	0	0	0	0	0	0	0	0	0
BONAIRE, SINT EUSTATIUS	0	0	0	0	0	0	0	0	0	0	0	0	0	0	0	0	0	0	0	0
BOSNIA AND HERZEGOVIN.	0	0	0	0	0	0	0	0	0	0	0	0	0	0	0	0	0	0	0	0
BOTSWANA	0	0	0	0	0	0	0	0	0	0	0	0	0	0	0	0	0	0	0	0
BOUVET ISLAND	0	0	0	0	0	0	0	0	0	0	0	0	0	0	0	0	0	0	0	0
BRAZIL	0	0	0	0	0	0	0	0	0	0	3	1	0	0	0	0	0	0	0	4
BRITISH INDIAN OCEAN TEI	0	0	0	0	0	0	0	0	0	0	0	0	0	0	0	0	0	0	0	0
BRUNEI DARUSSALAM	0	0	0	0	0	0	0	0	0	0	0	0	0	0	0	0	0	0	0	0
BULGARIA	0	0	0	0	0	0	0	0	0	0	0	0	0	0	0	0	0	0	0	0
BURKINA FASO	0	0	0	0	0	0	0	0	0	0	0	0	0	0	0	0	0	0	0	0
BURUNDI	0	0	0	0	0	0	0	0	0	0	0	0	0	0	0	0	0	0	0	0
CAMBODIA	0	0	0	0	0	0	0	0	0	0	0	0	0	0	0	0	0	0	0	0
CAMEROON	0	0	0	0	0	0	0	0	0	0	0	0	0	0	0	0	0	0	0	0
CANADA	1	0	0	1	0	0	5	0	2	0	19	1	0	0	0	0	24	0	0	5
CAPE VERDE	0	0	0	0	0	0	0	0	0	0	0	0	0	0	0	0	0	0	0	0
CAYMAN ISLANDS	0	0	0	0	0	0	0	0	0	0	0	0	0	0	0	0	0	0	0	0
CENTRAL AFRICAN REPUBI	0	0	0	0	0	0	0	0	0	0	0	0	0	0	0	0	0	0	0	0
CHAD	0	0	0	0	0	0	0	0	0	0	0	0	0	0	0	0	0	0	0	0
CHILE	0	0	0	0	0	0	0	0	0	0	0	0	0	0	0	0	0	0	0	0
CHINA	0	0	0	0	0	0	4	0	0	0	2	0	0	0	0	0	0	0	0	1
CHRISTMAS ISLAND	0	0	0	0	0	0	0	0	0	0	0	0	0	0	0	0	0	0	0	0
COCOS (KEELING) ISLANDS	0	0	0	0	0	0	0	0	0	0	0	0	0	0	0	0	0	0	0	0
COLOMBIA	0	0	0	0	0	0	1	0	1	0	15	0	0	0	0	0	0	0	0	2
COMOROS	0	0	0	0	0	0	0	0	0	0	0	0	0	0	0	0	0	0	0	0
CONGO	0	0	0	0	0	0	0	0	0	0	0	0	0	0	0	0	0	0	0	0
CONGO,THE DEMOCRATIC	0	0	0	0	0	0	0	0	0	0	0	0	0	0	0	0	0	0	0	0
COOK ISLANDS	0	0	0	0	0	0	0	0	0	0	0	0	0	0	0	0	0	0	0	0
COSTA RICA	0	0	0	0	0	0	0	0	0	0	0	0	0	0	0	0	0	0	0	0
CÔTE D'IVOIRE	0	0	0	0	0	0	0	0	0	0	0	0	0	0	0	0	0	0	0	0
CROATIA	0	0	0	0	0	0	1	0	0	0	0	0	0	0	0	0	0	0	0	0
CUBA	0	0	0	0	0	0	0	0	0	0	1	1	0	0	0	0	0	0	0	0
CURACAÇAO	0	0	0	0	0	0	0	0	0	0	0	0	0	0	0	0	0	0	0	0
CYPRUS	0	0	0	0	0	0	0	0	0	0	0	0	0	0	0	0	0	0	0	0
CZECH REPUBLIC	0	0	0	0	0	0	0	0	0	0	0	0	0	0	0	0	0	0	0	0
DENMARK	0	0	0	0	0	0	0	0	0	0	0	0	0	0	0	0	0	0	0	0
DJIBOUTI	0	0	0	0	0	0	0	0	0	0	0	0	0	0	0	0	0	0	0	0
DOMINICA	0	0	0	0	0	0	0	0	0	0	0	0	0	0	0	0	0	0	0	0
DOMINICAN REPUBLIC	0	0	0	0	0	0	0	0	0	0	0	0	0	0	0	0	0	0	0	0
ECUADOR	0	0	0	0	0	0	0	0	0	0	1	0	0	0	0	0	0	0	0	0
EGYPT	0	0	0	0	0	0	0	0	0	0	0	0	0	0	0	0	0	0	0	0
EL SALVADOR	0	0	0	0	0	0	0	0	1	0	2	0	0	1	0	0	0	0	0	0

April 2022 Totals by Location Moved From, and By County Moved To

FROM / TO	LEWIS	LINCOLN	MASON	OKANAGON	PACIFIC	PEND OREILLE	PIERCE	SAN JUAN	SKAGIT	SKAMANIA	SNOHOMISH	SPOKANE	STEVENS	THURSTON	WAHIAKUM	WALLA WALLA	WHATCOM	WHITMAN	YAKIMA	UNKNOWN
ENGLAND	0	0	0	0	0	0	0	0	0	0	0	0	0	0	0	0	0	0	0	0
EQUATORIAL GUINEA	0	0	0	0	0	0	0	0	0	0	0	0	0	0	0	0	0	0	0	0
ERITREA	0	0	0	0	0	0	0	0	0	0	0	0	0	0	0	0	0	0	0	0
ESTONIA	0	0	0	0	0	0	0	0	0	0	0	0	0	0	0	0	0	0	0	0
ETHIOPIA	0	0	0	0	0	0	0	0	0	0	0	0	0	0	0	0	0	0	0	0
FALKLAND ISLANDS (MALV	0	0	0	0	0	0	0	0	0	0	0	0	0	0	0	0	0	0	0	0
FAROE ISLANDS	0	0	0	0	0	0	0	0	0	0	0	0	0	0	0	0	0	0	0	0
FEDERATED STATES OF MI	0	0	0	0	0	0	0	0	0	0	0	0	0	0	0	0	0	0	0	0
FIJI	0	0	0	0	0	0	0	0	0	0	0	0	0	0	0	0	0	0	0	0
FINLAND	0	0	0	0	0	0	0	0	0	0	1	0	0	0	0	0	0	0	0	0
FRANCE	0	0	0	0	0	0	0	0	0	0	0	0	0	0	0	0	0	0	0	0
FRENCH GUIANA	0	0	0	0	0	0	0	0	0	0	0	0	0	0	0	0	0	0	0	0
FRENCH POLYNESIA	0	0	0	0	0	0	0	0	0	0	0	0	0	0	0	0	0	0	0	0
FRENCH SOUTHERN TERRI	0	0	0	0	0	0	0	0	0	0	0	0	0	0	0	0	0	0	0	0
GABON	0	0	0	0	0	0	0	0	0	0	0	0	0	0	0	0	0	0	0	0
GAMBIA	0	0	0	0	0	0	0	0	0	0	0	0	0	0	0	0	0	0	0	0
GEORGIA (Country)	0	0	0	0	0	0	0	0	0	0	0	0	0	0	0	0	0	0	0	0
GERMANY	0	0	0	0	0	0	2	0	0	0	1	0	0	1	0	0	1	0	0	1
GHANA	0	0	0	0	0	0	1	0	0	0	0	0	0	0	0	0	0	0	0	0
GIBRALTAR	0	0	0	0	0	0	0	0	0	0	0	0	0	0	0	0	0	0	0	0
GREECE	0	0	0	0	0	0	0	0	0	0	0	1	0	0	0	0	0	0	0	0
GREENLAND	0	0	0	0	0	0	0	0	0	0	0	0	0	0	0	0	0	0	0	0
GRENADA	0	0	0	0	0	0	0	0	0	0	0	0	0	0	0	0	0	0	0	0
GUADELOUPE	0	0	0	0	0	0	0	0	0	0	0	0	0	0	0	0	0	0	0	0
GUAM	0	0	0	0	0	0	12	0	0	0	3	2	0	3	0	0	0	0	0	3
GUATEMALA	0	0	0	0	0	0	0	0	0	0	3	0	0	1	0	0	0	0	0	0
GUERNSEY	0	0	0	0	0	0	0	0	0	0	0	0	0	0	0	0	0	0	0	0
GUINEA	0	0	0	0	0	0	0	0	0	0	0	0	0	0	0	0	0	0	0	0
GUINEA-BISSAU	0	0	0	0	0	0	0	0	0	0	0	0	0	0	0	0	0	0	0	0
GUYANA	0	0	0	0	0	0	0	0	0	0	0	0	0	0	0	0	0	0	0	0
HAITI	0	0	0	0	0	0	0	0	0	0	0	0	0	0	0	0	0	0	0	0
HEARD ISLAND-MCDONALD	0	0	0	0	0	0	0	0	0	0	0	0	0	0	0	0	0	0	0	0
HOLY SEE (VATICAN CITY	0	0	0	0	0	0	0	0	0	0	2	0	0	1	0	0	3	0	0	0
HONDURAS	0	0	0	0	0	0	2	0	0	0	2	0	0	1	0	0	0	0	1	0
HONG KONG	0	0	0	0	0	0	0	0	0	0	0	0	0	0	0	0	0	0	0	0
HUNGARY	0	0	0	0	0	0	0	0	0	0	0	0	0	0	0	0	0	0	0	0
ICELAND	0	0	0	0	0	0	0	0	0	0	0	0	0	0	0	0	0	0	0	0
INDIA	0	0	0	0	0	0	3	0	0	0	3	0	0	0	0	0	0	0	0	3
INDONESIA	0	0	0	0	0	0	0	0	0	0	1	0	0	0	0	0	1	0	0	0
IRAN	0	0	0	0	0	0	0	0	0	0	0	0	0	0	0	0	0	1	0	0
IRAQ	0	0	0	0	0	0	0	0	0	0	0	0	0	0	0	0	0	0	0	0
IRELAND	0	0	0	0	0	0	0	0	0	0	0	0	0	0	0	0	0	0	0	0
ISLE OF MAN	0	0	0	0	0	0	0	0	0	0	1	0	0	0	0	0	0	0	0	0
ISRAEL	0	0	0	0	0	0	0	0	0	0	1	0	0	1	0	0	0	0	0	0
ITALY	0	0	0	0	0	0	0	0	0	0	2	0	0	1	0	0	0	0	0	0
JAMAICA	0	0	0	1	0	0	0	0	0	0	4	1	0	0	0	0	0	0	0	0
JAPAN	0	0	0	0	1	0	4	0	0	0	4	0	0	0	0	0	0	0	0	6
JERSEY	0	0	0	0	0	0	0	0	0	0	0	0	0	0	0	0	0	0	0	0
JORDAN	0	0	0	0	0	0	0	0	0	0	1	0	0	0	0	0	0	0	0	0
KAZAKHSTAN	1	0	0	0	0	0	1	0	0	0	1	0	0	0	0	0	0	0	0	1
KENYA	0	0	0	0	0	0	3	0	0	0	0	2	0	0	0	0	0	0	1	1
KIRIBATI	0	0	0	0	0	0	0	0	0	0	0	0	0	0	0	0	0	0	0	0
KUWAIT	0	0	0	0	0	0	0	0	0	0	0	0	0	0	0	0	0	0	0	0
KYRGYZSTAN	0	0	0	0	0	0	0	0	0	0	2	0	0	0	0	0	0	0	0	0
LAOS	0	0	0	0	0	0	0	0	0	0	0	0	0	0	0	0	0	0	0	0
LATVIA	0	0	0	0	0	0	0	0	0	0	0	0	0	0	0	0	0	0	0	0
LEBANON	0	0	0	0	0	0	0	0	0	0	1	0	0	0	0	0	0	0	0	0
LESOTHO	0	0	0	0	0	0	0	0	0	0	0	0	0	0	0	0	0	0	0	0
LIBERIA	0	0	0	0	0	0	0	0	0	0	0	0	0	0	0	0	0	0	0	0
LIBYA	0	0	0	0	0	0	0	0	0	0	0	0	0	0	0	0	0	0	0	0
LIECHTENSTEIN	0	0	0	0	0	0	0	0	0	0	0	0	0	0	0	0	0	0	0	0
LITHUANIA	0	0	0	0	0	0	0	0	0	0	2	0	0	0	0	0	0	0	0	0
LUXEMBOURG	0	0	0	0	0	0	0	0	0	0	0	0	0	0	0	0	0	0	0	0
MACAU	0	0	0	0	0	0	0	0	0	0	0	0	0	0	0	0	0	0	0	0
MACEDONIA	1	0	0	0	0	0	3	0	0	0	0	0	0	0	0	0	0	0	0	0
MADAGASCAR	0	0	0	0	0	0	0	0	0	0	0	0	0	0	0	0	0	1	0	0
MALAWI	0	0	0	0	0	0	0	0	0	0	1	0	0	0	0	0	0	0	0	0

April 2022 Totals by Location Moved From, and By County Moved To

FROM / TO	PENDING																WALLA			
	LEWIS	LINCOLN	MASON	OKANAGON	PACIFIC	OREILLE	PIERCE	JUAN	SKAGIT	SKAMANIA	SNOHOMISH	SPOKANE	STEVENS	THURSTON	WAHIAKUM	WALLA	WHATCOM	WHITMAN	YAKIMA	UNKNOWN
SOUTH AFRICA	0	0	0	0	0	0	0	0	0	0	0	0	0	0	0	0	0	0	0	0
SOUTH GEORGIA-SANDWIC	0	0	0	0	0	0	0	0	0	0	0	0	0	0	0	0	0	0	0	0
SOUTH KOREA	0	0	0	0	0	0	5	0	0	0	4	0	0	2	0	0	0	2	0	1
SOUTH SUDAN	0	0	0	0	0	0	0	0	0	0	0	0	0	0	0	0	0	0	0	0
SPAIN	0	0	0	0	0	0	0	0	0	0	0	0	0	0	0	0	0	0	1	0
SRI LANKA	0	0	0	0	0	0	0	0	0	0	0	0	0	0	0	0	0	0	0	0
ST. BARTHÉLEMY	0	0	0	0	0	0	0	0	0	0	0	0	0	0	0	0	0	0	0	0
ST. HELENA	0	0	0	0	0	0	0	0	0	0	0	0	0	0	0	0	0	0	0	0
ST. KITTS NEVIS	0	0	0	0	0	0	0	0	0	0	0	0	0	0	0	0	0	0	0	0
ST. LUCIA	0	0	0	0	0	0	0	0	0	0	0	0	0	0	0	0	0	0	0	0
ST. PIERRE AND MIQUELON	0	0	0	0	0	0	0	0	0	0	0	0	0	0	0	0	0	0	0	0
ST. VINCENT AND THE GRE	0	0	0	0	0	0	0	0	0	0	0	0	0	0	0	0	0	0	0	0
SUDAN	0	0	0	0	0	0	0	0	0	0	0	0	0	0	0	0	0	0	0	0
SURINAME	0	0	0	0	0	0	0	0	0	0	0	0	0	0	0	0	0	0	0	0
SVALBARD AND JAN MAYE	0	0	0	0	0	0	0	0	0	0	0	0	0	0	0	0	0	0	0	0
SWAZILAND	0	0	0	0	0	0	0	0	0	0	0	0	0	0	0	0	0	0	0	0
SWEDEN	0	0	0	0	0	0	0	0	0	0	0	0	0	0	1	0	0	0	0	0
SWITZERLAND	0	0	0	0	0	0	0	0	0	0	0	0	0	0	0	0	0	0	0	0
SYRIAN ARAB REPUBLIC	0	0	0	0	0	0	0	0	0	0	1	0	0	0	0	0	0	0	0	0
TAIWAN	0	0	0	0	0	0	1	0	0	0	1	2	0	0	0	0	0	1	0	0
TAJIKISTAN	0	0	0	0	0	0	0	0	0	0	0	0	0	0	0	0	0	0	0	0
TANZANIA	0	0	0	0	0	0	1	0	0	0	0	0	0	0	0	0	0	0	0	0
THAILAND	0	0	0	0	0	1	0	0	0	0	1	0	0	0	0	0	0	0	0	0
TIMOR-LESTE	0	0	0	0	0	0	0	0	0	0	0	0	0	0	0	0	0	0	0	0
TOGO	0	0	0	0	0	0	0	0	0	0	0	0	0	0	0	0	0	0	0	0
TOKELAU	0	0	0	0	0	0	0	0	0	0	0	0	0	0	0	0	0	0	0	0
TONGA	0	0	0	0	0	0	0	0	0	0	0	0	0	0	0	0	0	0	0	1
TRINIDAD AND TOBAGO	0	0	0	0	0	0	0	0	0	0	0	0	0	0	0	0	0	0	0	0
TUNISIA	0	0	0	0	0	0	0	0	0	0	0	0	0	0	0	0	0	0	0	0
TURKEY	0	0	0	0	0	0	0	0	0	0	0	0	0	0	0	0	0	0	0	0
TURKMENISTAN	0	0	0	0	0	0	0	0	0	0	0	0	0	0	0	0	0	0	0	0
TURKS AND CAICOS ISLAN	0	0	0	0	0	0	0	0	0	0	0	0	0	0	0	0	0	0	0	0
TUVALU	0	0	0	0	0	0	0	0	0	0	0	0	0	0	0	0	0	0	0	0
UGANDA	0	0	0	0	0	0	1	0	0	0	0	0	0	0	0	0	0	0	0	0
UKRAINE	0	0	0	0	0	0	66	0	0	0	25	25	0	0	0	0	5	0	0	9
UNITED ARAB EMIRATES	0	0	0	0	0	0	0	0	0	0	1	1	0	0	0	0	0	0	0	0
UNITED KINGDOM	0	0	0	0	0	0	1	0	0	0	1	0	0	0	0	0	0	0	0	0
URUGUAY	0	0	0	0	0	0	0	0	0	0	0	0	0	0	0	0	0	0	0	0
US MINOR OUTLYING ISLAI	0	0	0	0	0	0	0	0	0	0	0	0	0	0	0	0	0	0	0	0
UZBEKISTAN	0	0	0	0	0	0	0	0	0	0	0	0	0	0	0	0	0	0	0	0
VANUATU	0	0	0	0	0	0	0	0	0	0	0	0	0	0	0	0	0	0	0	0
VENEZUELA	0	0	0	0	0	0	3	0	0	0	3	0	0	0	0	0	0	0	1	3
VIET NAM	0	0	0	0	0	0	0	0	1	0	0	0	0	0	0	0	0	0	0	0
VIRGIN ISLANDS	0	0	0	0	0	0	1	0	0	0	1	0	0	0	0	0	0	0	1	0
VIRGIN ISLANDS, BRITISH	0	0	0	0	0	0	0	0	0	0	0	0	0	0	0	0	0	0	0	0
VIRGIN ISLANDS, U.S.	0	0	0	0	0	0	0	0	0	0	0	0	0	0	0	0	0	0	0	0
WALES	0	0	0	0	0	0	0	0	0	0	0	0	0	0	0	0	0	0	0	0
WALLIS-FUTUNA	0	0	0	0	0	0	0	0	0	0	0	0	0	0	0	0	0	0	0	0
WESTERN SAHARA	0	0	0	0	0	0	0	0	0	0	0	0	0	0	0	0	0	0	0	0
YEMEN	0	0	0	0	0	0	0	0	0	0	0	0	0	0	0	0	0	0	0	0
ZAMBIA	0	0	0	0	0	0	0	0	0	0	0	0	0	0	0	0	0	0	0	0
ZIMBABWE	0	0	0	0	0	0	0	0	0	0	0	0	0	0	0	0	0	0	0	0
** TOTAL **	102	9	77	27	34	21	1294	46	153	32	1064	770	68	509	12	88	385	113	147	466