



Parks and Nature Special Design License Plate Application

Apply for a parks or nature special design license plate.

Step 1 – Select your license plate background

Special plate design (select one)	
Endangered Wildlife: Orca	Washington State Parks (waterfall)
Honey Bees and Pollinators	Washington Wildlife: Bear
San Juan Islands	Washington Wildlife: Deer
State Flower	Washington Wildlife: Elk
Smokey Bear	Washington Wildlife: Steelhead
Washington Lighthouse	Wild on Washington: Eagle
Washington National Parks (mountains)	

Step 2 – Provide owner/vehicle information

PRINT or TYPE name of registered owner (Last, First, Middle) or business name		
Mailing address (Street address or PO Box)		
City	State	ZIP code
Email		
10-digit phone number	Driver license or UBI number	
Current Washington plate number	Tab expiration date (mm/yyyy)	
Vehicle identification number (VIN)	Vehicle year (yyyy)	
Vehicle make	Vehicle model	
How would you like to receive your renewal notices? (select one)		
Email my renewal notices	Send my renewal notices in the mail	
Vehicle plate type (select one)		
Car or truck	Motorcycle	Trailer plate (large) Trailer plate (small)

Step 3 – Registered owner signature

I am the registered owner or representative of the business that is the registered owner of the vehicle listed in this application.

By signing my name below, I certify the foregoing is true and correct to the best of my knowledge.

X

Registered owner signature

_____ Date (mm/dd/yyyy) signed

_____ Place (city or county) signed

Step 4 – Personalized plate selection


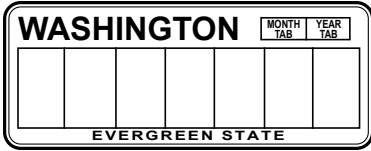
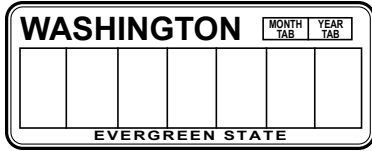
! Complete this section only if you would like to personalize your plate.

Personalized plate instructions:

- Use the [Personalized plate search](#) or visit dol.wa.gov to see if your plate option is available. Certain letter and number combinations are not allowed.
- List plate choice in order of preference.
- Characters: You can use letters, numbers, dashes, or spaces. You cannot use unusual characters such as #, %, &, @, etc. Spaces and dashes are considered characters; leave a box empty to indicate a space.
- Clearly show the letter or number characters “I”, “1”, “O”, or “0” (zero). Because of similarities between “I” or “1” and “O” or “0” (zero), they are treated as the same. If one version already exists, you are not able to use the other. For example, ROOT is the same as R00T and SING is the same as S1NG.
- Enter the meaning of the plate.
- Unacceptable plates include those which may be: Sexual or vulgar in nature; blasphemous; misleading; related to illegal substances; implying ethnic, lifestyle, or gender slurs; or are contrary to our mission to promote highway safety.
- Complaints may result in the cancellation of a personalized plate.
- We will make the plate exactly as indicated on the application.
- Allow at least 8 weeks to receive your plates.

! Standard-size plates have 1-7 characters; motorcycle and small trailer plates have 1-6 characters.

Step 4 – Personalized plate selection (continued)

Provide your plate choices below		
1.  Meaning: _____ Alignment: Left Right Center	2.  Meaning: _____ Alignment: Left Right Center	3.  Meaning: _____ Alignment: Left Right Center
If none of the above personalized plate choices are processed, please issue a full refund.		

Step 5 – Complete/Submit your application

Include all applicable fees with this completed form. For total costs, use the [Vehicle licensing office search](#) to contact any vehicle licensing office or visit dol.wa.gov.

You can either mail or take this completed application to a vehicle licensing office depending on if you are requesting a personalized special design license plate:

- **Special design license plate without personalization:**
 - Take this form to any vehicle licensing office and pay the required fees; **or**
 - Mail this form to any vehicle licensing office with the required fees in a check or money order payable to Washington State Department of Licensing.
- **Personalized special design license plate:**
 - Take this form to the **King County Records and Licensing Services** and pay the required fees; **or**
 - Send this form with the required fees in a check or money order payable to Washington State Department of Licensing. Mail to **Application and Issuance Unit, Washington State Department of Licensing, PO Box 9909, Olympia, WA 98507-8500.**

! Note: Applications mailed to DOL without the required fees **will be returned.**

RCW 41.04.005, .007, 46.18