



Personalized License Plate Application

Request personalization of your standard mountain background Washington license plate.

Step 1– Provide owner/vehicle information

PRINT or TYPE name of registered owner (Last, First, Middle) or business name			
Mailing address (Street address or PO Box)			
City		State	ZIP code
Email			
10-digit phone number		Driver license or UBI number	
Current Washington plate number		Tab expiration date (mm/yyyy)	
Vehicle identification number (VIN)		Vehicle year (yyyy)	
Vehicle make		Vehicle model	
How would you like to receive your renewal notices? (select one) Email my renewal notices Send my renewal notices in the mail			
Vehicle plate type (select one) Car or truck Motorcycle Trailer plate (large) Trailer plate (small)			

Step 2– Registered owner signature




<p>I am the registered owner or representative of the business that is the registered owner of the vehicle listed in this application.</p> <p><i>By signing my name below, I certify the foregoing is true and correct to the best of my knowledge.</i></p> <p>X</p> <p>_____ Registered owner signature</p> <p>_____ Date and place (city or county) signed</p>

Step 3–Personalized plate selection

Personalized plate instructions:

- Use the [Personalized Plate Search](#) or visit dol.wa.gov to see if your plate option is available. Certain letter and number combinations are not allowed.
 - List plate choice in order of preference.
 - Characters: You can use letters, numbers, dashes, or spaces. You cannot use unusual characters such as #, %, &, @, etc. Spaces and dashes are considered characters; leave a box empty to indicate a space.
 - Clearly show the letter or number characters “I”, “1”, “O”, or “0” (zero). Because of similarities between “I” or “1” and “O” or “0” (zero), they are treated as the same. If one version already exists, you are not able to use the other. For example, ROOT is the same as R00T and SING is the same as S1NG.
 - Enter the meaning of the plate.
 - Unacceptable plates include those which may be: Sexual or vulgar in nature; blasphemous; misleading; related to illegal substances; implying ethnic, lifestyle, or gender slurs; or are contrary to our mission to promote highway safety.
 - Complaints may result in the cancellation of a personalized plate.
 - We will make the plate exactly as indicated on the application.
 - Allow at least 8 weeks to receive your plates.
- ! Standard-size plates have 1-7 characters; motorcycle and small trailer plates have 1-6 characters.

Provide your plate choices below

1.	2.	3.
		
Meaning: _____	Meaning: _____	Meaning: _____
Alignment: Left Right Center	Alignment: Left Right Center	Alignment: Left Right Center
If none of the above personalized plate choices are processed, please issue a full refund.		

Step 4– Complete/Submit your application

Include all applicable fees with this completed form. For total costs, use the [Vehicle Licensing Office Search](#) to contact any vehicle licensing office or visit dol.wa.gov.

Submit your application in one of the following ways:

- Take this form to the **King County Records and Licensing Services** and pay the required fees; **or**
- Send this form with the required fees in a check or money order payable to Washington State Department of Licensing. Mail to **Application and Issuance Unit, Department of Licensing, PO Box 9909, Olympia, WA 98507-8500**.

! Note: Applications mailed to DOL without the required fees **will be returned**.