

Military License Plate Application

Military members, veterans, and spouses or family members can apply for a military license plate. For fee information, contact any [vehicle licensing office](#) or visit dol.wa.gov.

To get service award or veterans remembrance emblems, use the [Veteran/Military Service Award Emblem Application](#) (form TD-420-075). To get prevent veteran suicide emblems, use the [Prevent Veteran Suicide Emblem Application](#) (form TD-420-077).

Step 1–Owner/Vehicle Information				
PRINT or TYPE Name of registered owner			Claim # or Social Security # (DAV applicants only)	
Mailing address (Street address or PO Box)		City	State	ZIP code
10-digit daytime phone number		Email		
Current WA license plate	Tab expiration: Mo/Year	Vehicle identification number (VIN)	Year	Make
Vehicle plate type Car or truck Motorcycle Trailer plate–large Trailer plate–small				
Step 2–Select a Plate				
Plate type (Plates with an * are not available as trailer plates)	What supporting documents do I need to provide?	Where can I get the plate?	Personalize the plate?	
Gold Star * Tab only	Letter from WA State Dept of Veteran Affairs (dva.wa.gov)	Special Plate Unit	Yes	
Medal of Honor * Tab only	DD214 or letter from U.S. Dept of Veteran Affairs (www.va.gov)	Special Plate Unit	No	
Disabled American veteran * Tab only	Rating letter from U.S. Dept of Veteran Affairs (www.va.gov)	Special Plate Unit	No	
Former prisoner of war * Tab only	DD214 or letter from U.S. Dept of Veteran Affairs (www.va.gov)	Special Plate Unit	No	
Purple Heart *	Copy of DD214	Special Plate Unit	Yes	
Military Affiliate Radio System * (MARS)	Copy of MARS license	Special Plate Unit	No	
Pearl Harbor survivor *	Copy of DD214	Vehicle licensing office or Special Plate Unit	No	
Armed Forces – U.S. flag background Fee required (contact any vehicle licensing office for exact cost)		Vehicle licensing office or Special Plate Unit	Yes	
Complete this section if you selected the Armed Forces plate:				
1. Branch shown on plate (select one) Army Navy Air Force Marines Coast Guard National Guard				
2. Free decal (select one) Veteran Disabled veteran Army retired Retired Army Guard Active duty Air Guard Fallen hero Reserves Gold Star Family				
Step 3–Declaration of Fact				
I certify that I am eligible for a military license plate because I am:				
Veteran	Active duty military	Family member of a deceased veteran		
Reservist	National Guard member	Family member of a qualified veteran or military member		
Date and place (city or county) signed		Applicant signature		
Attach required documents and applicable fees in a check or money order, payable to Department of Licensing:				
All plates available from Special Plate Unit (mail only): Send to: Special Plate Unit, Dept of Licensing PO Box 9909 Olympia, WA 98507-8500		Plates available at vehicle licensing offices (Pearl Harbor and Armed Forces only): Take or mail this form to any vehicle licensing office		


Step 4–Personalized Plate–complete ONLY if requesting a personalized plate

Personalized plate instructions

- Use the [Personalized Plate Search](#) to see if your plate is available. Certain letter and number combinations are not allowed.
- List plate choice in order of preference.
- Characters:
 - You can use letters, numbers, dashes, or spaces. You cannot use unusual characters: #, %, &, @, etc. Spaces and dashes are considered characters; leave a box empty to indicate a space.
 - Clearly show the letter or number characters “I,” “1,” “O,” or “0” (zero). Because of similarities with “l” or “1” and “O” or “0” (zero), we treat them as the same. If one version already exists, you won’t be able to use the other. For example, ROOT = R00T and SING = S1NG.
- Enter the meaning of the plate
- Unacceptable plates include those which may be: sexual or vulgar in nature; blasphemous; misleading; related to illegal substances; implying ethnic, lifestyle, or gender slurs; or are contrary to our mission to promote highway safety.
- Complaints may result in the cancellation of a personalized plate.
- We will make the plate exactly as indicated on the application.
- Allow at least 8 weeks to receive your plates.


Standard-size plates have 1-7 characters; motorcycle and small trailer plates have 1-6 characters.

Plate choices

1. 


Meaning:

Alignment: Left Right Center

2. 

Meaning:

Alignment: Left Right Center

3. 

Meaning:

Alignment: Left Right Center

If none of the above personalized plate choices are processed, please issue a full refund.

Step 5–Disabled Parking Privilege–complete ONLY if you require disabled parking privileges

If you also require disabled parking privileges, complete the [Disabled Parking Application for Individuals](#) (form TD-420-073).

Mail to the Special Plate Unit:

**Special Plate Unit
Department of Licensing
PO Box 9909
Olympia, WA 98507-8500**

Include the following:

- Completed Military License Plate Application and required documents
- Completed Disabled Parking Application for Individuals
- Signed authorization from your healthcare provider
- Applicable fees in a check or money order, payable to Department of Licensing

NOTE: You may have other disabled parking options. Contact Customer Service at 360.902.3770 for additional information.