

Specialty License Plate Application

Registered owners of a vehicle must use this form to apply for a personalized or special designed background license plate. If applying for a military plate, use form [TD-420-500, Military Special Plate Application](#).

Step 1–Applicant/Vehicle information

PRINT or TYPE Name of registered owner (Last, First, Middle)		Driver license number		10-digit daytime phone number	
Mailing address (Street address or PO Box)			City		State ZIP code
Email address		Answer the following Send my renewal notices by email instead of paper . . . Yes No			
Current Washington plate #	Tab expires: Month/Year	Vehicle identification number (VIN)	Model year	Make	
Vehicle plate type (select one) Car or truck Motorcycle Trailer plate, large Trailer plate, small Intermittent-use trailer plate (2,000 pounds or less and used only for participation in club activities, exhibitions, tours, parades, and occasional use – if requesting this special background plate, skip Steps 2 and 3, and go to Step 4)					
Registered owner signature X				Date (mm/dd/yyyy)	

Step 2–Choose a plate background–(complete if requesting a special designed background plate)

Plates with an * are not available as trailer plates.

Options (select one) Standard mountain background Organizations 4H Helping Kids Speak Keep Kids Safe Law Enforcement Memorial Washington’s Lighthouses We Love Our Pets Farmer/Rancher (FFA) Fred Hutch Seattle Children’s Hospital (Patches Pal) Service Organizations and Associations Professional Fire Fighters and Paramedics–include letter of authorization from the WA State Council of Fire Fighters Volunteer Fire Fighters–include letter of authorization from the fire district(s) where you served	Collegiate CWU* SU ESC* UW* EWU* WSU* GU WWU* Special Interests Aviation Breast Cancer Awareness Music Matters San Juan Islands Seattle Kraken Seattle Mariners Seattle Seahawks Seattle Sounders FC Seattle Storm Share the Road Ski and Ride Washington Square Dancer* State Flower Tennis Washington Apples Washington Wines Wrestling	Parks and Environment Endangered Wildlife (Orca) WA National Park Fund (Mountains) WA State Parks (Waterfall) WA Wildlife Collection (Bear) WA Wildlife Collection (Deer) WA Wildlife Collection (Elk) WA Fish Collection (Steelhead) Wild on Washington (Bald Eagle) Miscellaneous (cannot personalize) Collector Vehicle*–must complete acknowledgement below HAM* (Amateur radio operator)–include copy of your FCC license Horseless Carriage*–must complete acknowledgement below Rideshare* Travel Trailer Collector Vehicle Trailer
---	---	---

Collector Vehicle acknowledgement (must complete if requesting a Collector Vehicle or Horseless Carriage plate) – The use of collector vehicles is limited to participation in club activities, exhibitions, tours, parades, and occasional pleasure driving. The motor vehicle must be operated primarily as a collector vehicle and be in good running order to qualify. RCW 46.18.220; 46.18.255

By signing my name, I acknowledge that I understand collector vehicle qualifications and restrictions and will operate the vehicle as such.

X _____
Applicant signature




Step 3–Personalized plate (complete ONLY if requesting a personalized plate)

- Check to see if your plate is available at dol.wa.gov.
- Certain letter and number combinations are not allowed.
- **Unacceptable plates** include those which may be: sexual or vulgar in nature; misleading; related to intoxicating substances or illegal activities; implying racial, ethnic, lifestyle, or gender slurs; or are contrary to our mission to promote highway safety.
- Complaints may result in the cancellation of a personalized plate.
- We will make the plate exactly as indicated on the application.
- Allow at least 8 weeks to receive your plates.

Step 3–Personalized plate (continued)

- List plate choice in order of preference.
- Characters:
 - You can use letters, numbers, dashes, or spaces. You cannot use unusual characters: #, %, &, @, etc. Spaces and dashes are considered characters; leave a box empty to indicate a space.
 - Clearly show the letter or number characters “I,” “1,” “O,” or “0” (zero). Because of similarities with “l” or “1” and “O” or “0” (zero), we treat them as the same. If one version already exists, you won’t be able to use the other. For example, ROOT = R00T and SING = S1NG.
 - Enter the meaning of the plate.

Standard-size plates have 1-7 characters; motorcycle and small trailer plates have 1-6 characters.

Plate choices		
<p>1. </p> <p>Meaning: _____</p> <p>Alignment: <input type="checkbox"/> Left <input type="checkbox"/> Right <input type="checkbox"/> Center</p>	<p>2. </p> <p>Meaning: _____</p> <p>Alignment: <input type="checkbox"/> Left <input type="checkbox"/> Right <input type="checkbox"/> Center</p>	<p>3. </p> <p>Meaning: _____</p> <p>Alignment: <input type="checkbox"/> Left <input type="checkbox"/> Right <input type="checkbox"/> Center</p>

If none of the above personalized plate choices are processed, please issue a full refund.

NOTE: Your personalized plate will be cancelled and available for another vehicle owner to use, if:

- You do not renew your personalized plate within 45 days after the renewal date.
- You do not transfer your personalized plate to a new vehicle within 30 days of the sale of your previous vehicle.

Step 4–Required fees and form submittal

You can either mail or take this form to a vehicle licensing office depending on the type of plate you are requesting:

- **Special background and Intermittent-use trailer plates**
 - Take this form to **any vehicle licensing office** and pay the required fees; **OR**
 - Mail this form to **any vehicle licensing office** with the required fees in a check or money order, payable to Department of Licensing—*contact any vehicle licensing office for the correct plate fee.*
- **Personalized license plates**—for personalized plate fees, see dol.wa.gov (**NOTE:** If requesting a personalized plate with a special background, include both background and personalized plate fees.)
 - Take this form to the **King County Records and Licensing Services** and pay the required fees; **OR**
 - Mail this form and required fees in a check or money order, payable to Department of Licensing, to: **Special Plate Unit, Department of Licensing, PO Box 9909, Olympia, WA 98507-8500**
- **HAM operator license plates**—*contact any vehicle licensing office for the correct plate fee*
 - Mail this form and required fees in a check or money order, payable to Department of Licensing, to: **Application and Issuance, Department of Licensing, PO Box 9909, Olympia, WA 98507-8500**

Applications mailed to DOL without the required fees will not be processed.